

Application Standardization

Georgia Student Financial Aid Application System (GSFAPPS)

USG Joint Enrollment Meeting
April 13, 2005






GSFAPPS Considerations

Key Considerations

- › Electronic interface
- › Security
- › Accuracy
- › Accelerated processing
- › Positive feedback






GSFAPPS Features (cont.)

Key Features (continued)

- › Branches to obtain program unique data
- › Built-in HELP throughout
- › Ability to review application and print
- › Provides a list of follow-up documents
- › Email confirmations and notifications





GSFAPPS Implementation

- › Careful design & testing by GSFC
- › Conducting Working Group Sessions
 - Deborah Barbone



GSFAPPS Implementation (cont)

- › Will be conducting state-wide implementation workshops
- › Implement for “new” (first-time) applicants
- › Current recipients “grandfathered”





GSFAPPS Implementation (cont)

Communication & Training (cont)

- › August: System Training for GSFC Staff
- › Sept: PROBE Counselor Workshops
PROBE Student Fairs
GSFC Mailing to Schools
Half-day Workshops
(Savannah, Macon, Albany, Dalton, Atlanta)
- › October: Implementation & Press-release




To Use GSFAPPS

Applicant

- › Access GSFAPPS as a registered user of www.GACollege411.com
- › Screen will look similar to depiction on next slide



Log In



To Use GSFAPPS (cont.)

Applicant

> "



Program Selection



Program Description



To Use GSFAPPS (cont.)

Applicant

- › After viewing the Program description, if the Program is selected (clicked) for application, GSFAPPS will present the Program requirements
- › Using the HOPE Teacher SC Loan as an example, the Program requirements will look similar to the screen on the next slide



Program Requirements




To Use GSFAPPS (cont.)

Applicant


- › Complete remainder of Application by following on-line instructions
- › Must complete every field to proceed to next screen
- › Next 2 slides illustrate representative input screens (Note the "Help" icon for each field)



Application Entry




Application Entry (cont.)








Documentation





Summary

- › Primary Means of applying for financial aid
- › Replaces multiple paper-based and e-HOPE/e-TEG applications
- › Implement for “new” (first-time) applicants
- › Centralize eligibility checks at GSFC
- › Reduced workload on Schools



