



Financials



O

March

27, 2010

“Creating A More Educated Georgia”



-
-
-
-
-
-
- IEDS
- NE & CCE
- & R



- **ENkAsV f&R**
Ihthl
fGdCh
- **gBthS**
gCm
- **gBthBd**
ghwhh
lth



SR

- SFH

- SEH

- RGH

- O

R



IR Board

- Leadership
- Intellectual Property
- Nominations

<http://www.uga.edu/ir>



STUDENT

- ~~Web~~

U

- ~~App~~
~~tion~~

- ~~En~~

Cg

lab



- O

photon

h

- M

- C

fish Chain



FY1 Budget 1)

- FY1 State is \$1.95 billion
a \$227 million 10.4%, also
of FY0 total
- Institutional is \$107.8 million
with \$900,000
for capital
and \$11.2 million
for capital



FY1 Budget (2)

- **Budget**
to \$80 to \$227
to
- **Income tax**
to
Gain 2007 to 2008
- **GA Dept**
to \$183.7 m



DEED (DED)

- ~~DEED~~ ADM DED
- ~~ADM DED~~ ADM DED
- ~~ADM DED~~ ADM DED



CEA

- Faculty
- Student
- Community

—



GA NIB
Cg

- FyBlaMhGa
Fh
- Fscghafh
ghah
- Sf HhFhah
ahhgh



IEDS(1)

- CIR 2010 at Cpn
at the
at D&MA
- NW D 18,
N 26
- HR 11
fn



IEDS(2)

- ~~SCHEIDT,~~
~~top~~ Appl 3
- ~~A~~ ~~pl~~ ~~F~~ ~~E~~ ~~m~~
~~F~~ ~~A~~ ~~d~~ ~~G~~ ~~i~~ ~~R~~
~~a~~ ~~200%~~ ~~G~~ ~~i~~ ~~R~~
- ~~I~~ ~~u~~ ~~s~~ ~~t~~ ~~r~~ ~~e~~ ~~d~~
~~pl~~ ~~F~~ ~~i~~ ~~n~~ ~~a~~ ~~n~~ ~~c~~ ~~e~~



IEDS(3)

- CIP2010 ~~and~~ EF
by
- ~~Needs~~
EF ~~and~~ HR ~~high~~
CIP2-MHE ~~to~~ GR
- New ~~to~~



NE & CCE (1)

- ~~NE~~
- ~~C&NE~~,
~~and CCE~~ ~~to~~
- ~~NE~~ ~~to~~ ~~NE~~
~~to~~
- ~~NE~~ ~~to~~ ~~NE~~
~~to~~



NE and CCE (2)

- CCE in MidAp

- English
History
Math

- NE in WV
MidAp

- English
History
Math



U

& R Ch

- Ch
- F H Ch A Ch
Ch



Q Can



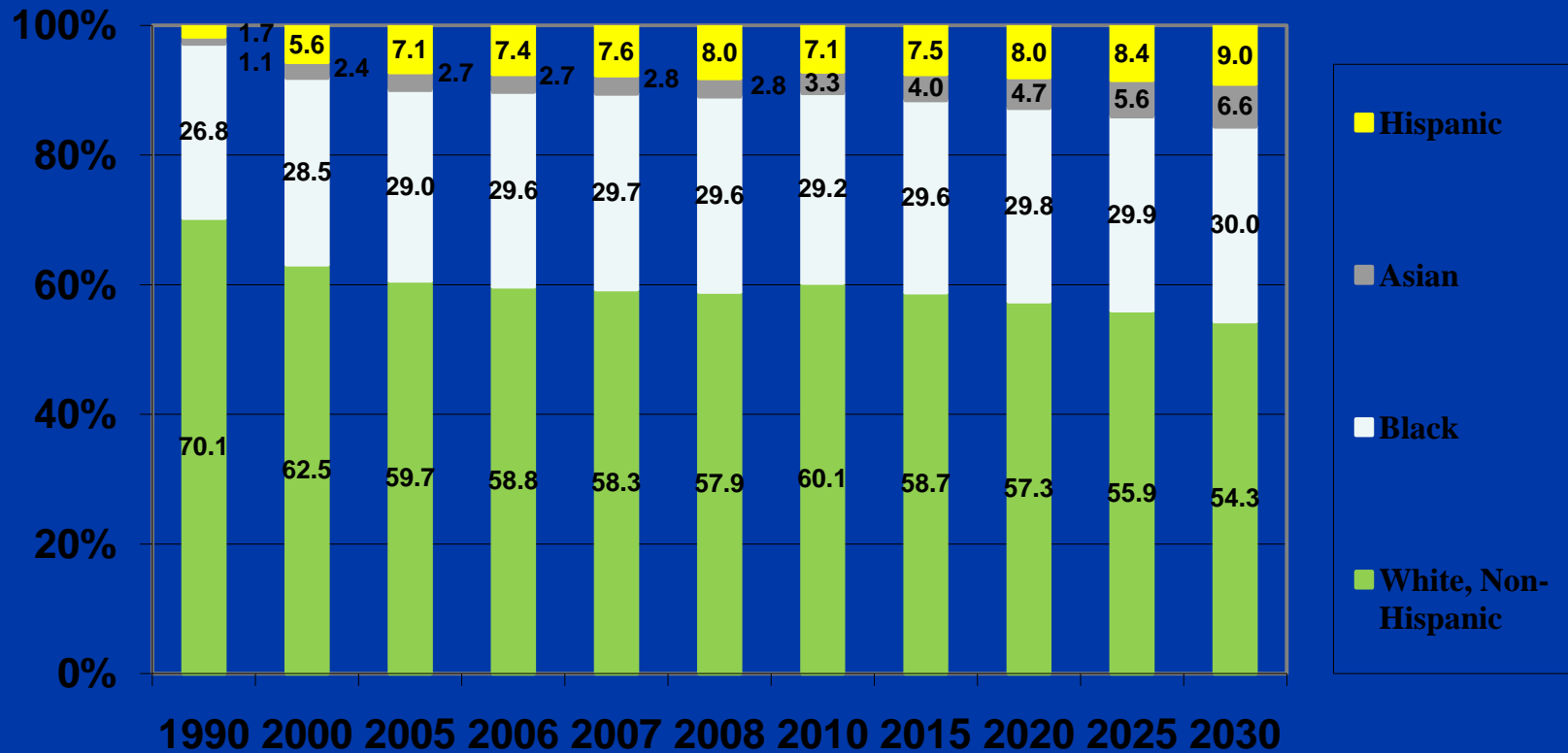


Freshman Enrollment

- **10%**
- **15%**
- **10%**
- **10%**
- **College**
- **10%**
- **10%**
- **Enrollment**

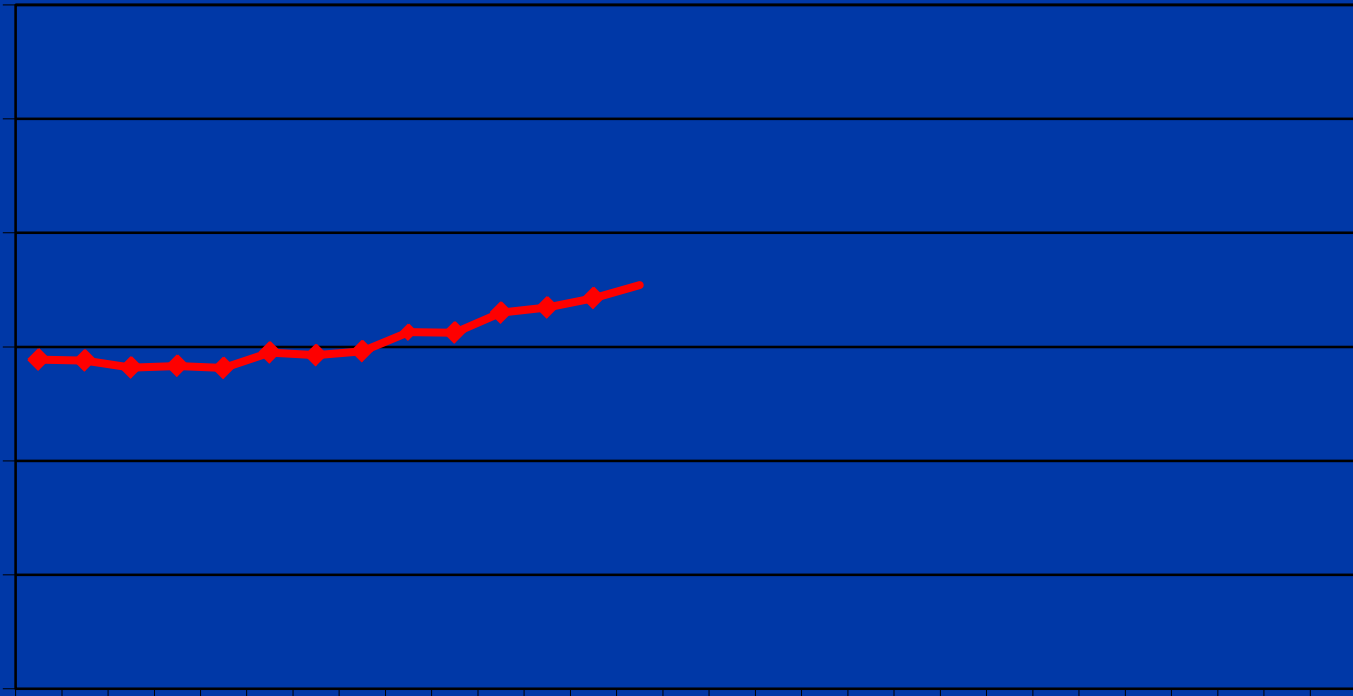


Population of Georgia, 1990-2000; Estimated Population, 2005-2008; and Projected Population, 2010 to 2030: Proportion by Race and Ethnicity



Source: U.S. Census Bureau, 1990 & 2000 decennial census, 2005-2008 American Community Survey. Projections are from Woods and Poole Economics, 2005 State Profiles, State and County Projections to 2030. Copyright 2005 Woods and Poole Economics, Inc. All rights reserved. *“Creating A More Educated Georgia”* protected may not be placed on web.


Georgia Public and Non-Public High School Graduates 1991-92 through 2004-05 (actual), 2005-06 through 2021-22 (projected)



HE by

05 and

1 -2022



"Creating A More Educated Georgia"



USG Fall Headcount Enrollment Actual (1989-2010) and Projected to 2019

