

University System of Georgia In-State Student Enrollment Count by Academic Term and Student Type Fall 2019

Student Type :All

Special Cohort :All

Institution Summary

Research Universities

Augusta University

| County Origin in Georgia | Count | Percentage |
|--------------------------|-------|------------|
| Appling | 10 | 0.1 |
| Bacon | 3 | 0.0 |
| Baldwin | 39 | 0.5 |
| Banks | 7 | 0.1 |
| Barrow | 22 | 0.3 |
| Bartow | 16 | 0.2 |
| Ben Hill | 5 | 0.1 |
| Bibb | 62 | 0.8 |
| Bleckley | 4 | 0.1 |
| Brantley | 3 | 0.0 |
| Brooks | 2 | 0.0 |
| Bryan | 28 | 0.4 |
| Bulloch | 46 | 0.6 |
| Burke | 80 | 1.0 |
| Butts | 5 | 0.1 |
| Camden | 6 | 0.1 |
| Candler | 7 | 0.1 |
| Carroll | 22 | 0.3 |
| Catoosa | 5 | 0.1 |
| Charlton | 1 | 0.0 |
| Chatham | 112 | 1.4 |
| Chattooga | 2 | 0.0 |
| Cherokee | 89 | 1.1 |
| Clarke | 134 | 1.7 |
| Clayton | 41 | 0.5 |
| Clinch | 3 | 0.0 |
| Cobb | 313 | 3.9 |
| Coffee | 15 | 0.2 |

University System of Georgia In-State Student Enrollment Count by Academic Term and Student Type Fall 2019

Student Type :All

Special Cohort :All

| County Origin in Georgia | Count | Percentage |
|--------------------------|-------|------------|
| Colquitt | 4 | 0.1 |
| Columbia | 2,202 | 27.6 |
| Cook | 2 | 0.0 |
| Coweta | 42 | 0.5 |
| Crawford | 8 | 0.1 |
| Crisp | 2 | 0.0 |
| Dade | 2 | 0.0 |
| Dawson | 8 | 0.1 |
| Decatur | 7 | 0.1 |
| Dekalb | 195 | 2.4 |
| Dodge | 3 | 0.0 |
| Dougherty | 20 | 0.3 |
| Douglas | 39 | 0.5 |
| Echols | 1 | 0.0 |
| Effingham | 45 | 0.6 |
| Elbert | 27 | 0.3 |
| Emanuel | 9 | 0.1 |
| Evans | 19 | 0.2 |
| Fannin | 2 | 0.0 |
| Fayette | 72 | 0.9 |
| Floyd | 33 | 0.4 |
| Forsyth | 117 | 1.5 |
| Franklin | 9 | 0.1 |
| Fulton | 440 | |

University System of Georgia In-State Student Enrollment Count by Academic Term and Student Type Fall 2019

Student Type :All

Special Cohort :All

| County Origin in Georgia | Count | Percentage |
|--------------------------|-------|------------|
| Hall | 55 | 0.7 |
| Hancock | 16 | 0.2 |
| Haralson | 3 | 0.0 |
| Harris | 8 | 0.1 |
| Hart | 16 | 0.2 |
| Heard | 1 | 0.0 |
| Henry | 79 | 1.0 |
| Houston | 77 | 1.0 |
| Irwin | 2 | 0.0 |
| Jackson | 33 | 0.4 |
| Jasper | 16 | 0.2 |
| Jeff Davis | 12 | 0.2 |
| Jefferson | 46 | 0.6 |
| Jenkins | 1 | 0.0 |
| Johnson | 3 | 0.0 |
| Jones | 15 | 0.2 |
| Lamar | 1 | 0.0 |
| Lanier | 1 | 0.0 |
| Laurens | 31 | 0.4 |
| Lee | 20 | 0.3 |
| Liberty | 23 | 0.3 |
| Lincoln | 51 | 0.6 |
| Long | 5 | 0.1 |
| Lowndes | 33 | 0.4 |
| Lumpkin | 4 | 0.1 |
| Macon | 2 | 0.0 |
| Madison | 13 | 0.2 |
| McDuffie | 133 | 1.7 |
| McIntosh | 6 | 0.1 |
| Meriwether | 2 | 0.0 |
| Miller | 3 | 0.0 |
| Mitchell | 4 | 0.1 |

University System of Georgia
In-State Student Enrollment Count
by Academic Term and Student Type
Fall 2019

Student Type :All

University System of Georgia In-State Student Enrollment Count by Academic Term and Student Type Fall 2019

Student Type :All

Special Cohort :All

| County Origin in Georgia | Count | Percentage |
|--------------------------|-------|------------|
| Toombs | 16 | 0.2 |
| Towns | 2 | 0.0 |
| Treutlen | 2 | 0.0 |
| Troup | 20 | 0.3 |
| Twiggs | 1 | 0.0 |
| Union | 4 | 0.1 |
| Upton | 2 | 0.0 |
| Walker | 10 | 0.1 |
| Walton | 61 | 0.8 |
| Ware | 8 | 0.1 |
| Warren | 20 | 0.3 |
| Washington | 34 | 0.4 |
| Wayne | 16 | 0.2 |
| White | 5 | 0.1 |
| Whitfield | 20 | 0.3 |
| Wilcox | 4 | 0.1 |
| Wilkes | 16 | 0.2 |
| Wilkinson | 1 | 0.0 |
| | | |

University System of Georgia
In-State Student Enrollment Count
by Academic Term and Student Type
Fall 2019

Student Type :All

Special Cohort :All

| County Origin in Georgia | Count | Percentage |
|--------------------------|-------|------------|
| Brantley | 3 | 0.0 |
| Brooks | 1 | 0.0 |
| Bryan | 35 | 0.3 |
| Bulloch | 44 | 0.3 |
| Burke | 2 | 0.0 |
| Butts | 6 | 0.0 |
| Calhoun | 1 | 0.0 |
| Camden | 22 | 0.2 |
| Candler | 1 | 0.0 |
| Carroll | 89 | 0.7 |
| Catoosa | 26 | 0.2 |
| Chatham | 219 | 1.7 |
| Chattahoochee | 1 | 0.0 |
| Chattooga | 7 | 0.1 |
| Cherokee | 379 | 3.0 |
| Clarke | 69 | 0.5 |
| Clayton | 79 | 0.6 |
| Cobb | 1,576 | 12.5 |
| Coffee | 14 | 0.1 |
| Colquitt | 7 | 0.1 |
| Columbia | 181 | 1.4 |
| Cook | 3 | 0.0 |
| Coweta | 189 | 1.5 |
| Crawford | 2 | 0.0 |
| Crisp | 3 | 0.0 |
| Dade | 5 | 0.0 |
| Dawson | 13 | 0.1 |
| Decatur | 10 | 0.1 |
| Dekalb | 1,173 | 9.3 |
| Dodge | 6 | 0.0 |
| Dooly | 2 | 0.0 |
| Dougherty | 31 | 0.2 |

University System of Georgia In-State Student Enrollment Count by Academic Term and Student Type Fall 2019

Student Type :All

Special Cohort :All

| County Origin in Georgia | Count | Percentage |
|--------------------------|-------|------------|
| Douglas | 102 | 0.8 |
| Early | 1 | 0.0 |
| Effingham | 41 | 0.3 |
| Elbert | 4 | 0.0 |
| Emanuel | 4 | 0.0 |
| Evans | 2 | 0.0 |
| Fannin | 14 | 0.1 |
| Fayette | 336 | 2.7 |
| Floyd | 47 | 0.4 |
| Forsyth | 502 | 4.0 |
| Franklin | 5 | 0.0 |
| Fulton | 3,323 | 26.4 |
| Gilmer | 8 | 0.1 |
| Glascock | 1 | 0.0 |
| Glynn | 42 | 0.3 |
| Gordon | 25 | 0.2 |
| Grady | 5 | 0.0 |
| Greene | 5 | 0.0 |
| Gwinnett | 2,072 | 16.5 |
| Habersham | 25 | 0.2 |
| Hall | 158 | 1.3 |
| Hancock | 1 | 0.0 |
| Haralson | 9 | 0.1 |
| Harris | 18 | 0.1 |
| Hart | 3 | 0.0 |
| Heard | 3 | 0.0 |
| Henry | 187 | 1.5 |
| Houston | 134 | 1.1 |
| Irwin | 4 | 0.0 |
| Jackson | 57 | 0.5 |
| Jasper | 2 | 0.0 |
| Jeff Davis | 2 | 0.0 |

University System of Georgia In-State Student Enrollment Count by Academic Term and Student Type Fall 2019

Student Type :All

Special Cohort :All

| County Origin in Georgia | Count | Percentage |
|--------------------------|-------|------------|
| Pulaski | 4 | 0.0 |
| Putnam | 6 | 0.0 |
| Rabun | 5 | 0.0 |
| Randolph | 1 | 0.0 |
| Richmond | 67 | 0.5 |
| Rockdale | 50 | 0.4 |
| Schley | 1 | 0.0 |
| Screven | 4 | 0.0 |
| Spalding | 21 | 0.2 |
| Stephens | 7 | 0.1 |
| Sumter | 9 | 0.1 |
| Tattnall | 6 | 0.0 |
| Terrell | 1 | 0.0 |
| Thomas | 29 | 0.2 |
| Tift | 15 | 0.1 |
| Toombs | 9 | 0.1 |
| Towns | 4 | 0.0 |
| Treutlen | 3 | 0.0 |
| Troup | 41 | 0.3 |
| Twiggs | 1 | 0.0 |
| Union | 11 | 0.1 |
| Upson | 8 | 0.1 |
| Walker | 13 | 0.1 |
| Walton | 64 | 0.5 |
| Ware | 11 | 0.1 |
| Washington | 9 | 0.1 |
| Wayne | 11 | 0.1 |
| White | 8 | 0.1 |
| Whitfield | 56 | 0.4 |
| Wilcox | 3 | 0.0 |
| Wilkes | 2 | 0.0 |



University System of Georgia
 In-State Student Enrollment Count
 by Academic Term and Student Type
 Fall 2019

Student Type :All

Special Cohort :All

Georgia State University

| County Origin in Georgia | Count | Percentage |
|--------------------------|-------|------------|
| Appling | 11 | 0.0 |
| Atkinson | 1 | 0.0 |
| Bacon | 5 | 0.0 |
| Baker | 3 | 0.0 |
| Baldwin | 46 | 0.1 |
| Banks | 4 | 0.0 |
| Barrow | 90 | 0.2 |
| Bartow | 97 | 0.3 |
| Ben Hill | 8 | 0.0 |
| Berrien | 4 | 0.0 |
| Bibb | 272 | 0.7 |
| Bleckley | 1 | 0.0 |
| Brantley | 1 | 0.0 |
| Brooks | 1 | 0.0 |
| Bryan | 21 | 0.1 |
| Bulloch | 45 | 0.1 |
| Burke | 14 | 0.0 |
| Butts | 27 | 0.1 |
| Calhoun | 4 | 0.0 |
| Camden | 13 | 0.0 |
| Candler | 1 | 0.0 |
| Carroll | 106 | 0.3 |
| Catoosa | 12 | 0.0 |
| Charlton | 3 | 0.0 |
| Chatham | 251 | 0.7 |
| Chattooga | 5 | 0.0 |
| Cherokee | 417 | 1.1 |
| Clarke | 219 | 0.6 |
| Clayton | 1,354 | 3.6 |
| Clinch | 2 | 0.0 |
| Cobb | 3,215 | 8.5 |

University System of Georgia
In-State Student Enrollment Count
by Academic Term and Student Type
Fall 2019

Student Type :All

University System of Georgia In-State Student Enrollment Count by Academic Term and Student Type Fall 2019

Student Type :All

Special Cohort :All

| County Origin in Georgia | Count | Percentage |
|--------------------------|-------|------------|
| Greene | 15 | 0.0 |
| Gwinnett | 6,111 | 16.2 |
| Habersham | 21 | 0.1 |
| Hall | 228 | 0.6 |
| Hancock | 4 | 0.0 |
| Haralson | 4 | 0.0 |
| Harris | 17 | 0.0 |
| Hart | 11 | 0.0 |
| Heard | 4 | 0.0 |
| Henry | 1,181 | 3.1 |
| Houston | 148 | 0.4 |
| Irwin | 7 | 0.0 |
| Jackson | 61 | 0.2 |
| Jasper | 19 | 0.1 |
| Jefferson | 7 | 0.0 |
| Johnson | 2 | 0.0 |
| Jones | 5 | 0.0 |
| Lamar | 3 | 0.0 |
| Laurens | 27 | 0.1 |
| Lee | 16 | 0.0 |
| Liberty | 48 | 0.1 |
| Lincoln | 5 | 0.0 |
| Long | 1 | 0.0 |
| Lowndes | 78 | 0.2 |
| Lumpkin | 18 | 0.0 |
| Macon | 8 | 0.0 |
| Madison | 6 | 0.0 |
| Marion | 3 | 0.0 |
| McDuffie | 10 | 0.0 |
| McIntosh | 4 | 0.0 |
| Meriwether | 10 | 0.0 |
| Miller | 2 | 0.0 |

University System of Georgia

University System of Georgia In-State Student Enrollment Count by Academic Term and Student Type Fall 2019

Student Type :All

Special Cohort :All

| County Origin in Georgia | Count | Percentage |
|---------------------------------------|---------------|--------------|
| Thomas | 27 | 0.1 |
| Tift | 26 | 0.1 |
| Toombs | 22 | 0.1 |
| Towns | 2 | 0.0 |
| Treutlen | 1 | 0.0 |
| Troup | 72 | 0.2 |
| Turner | 1 | 0.0 |
| Twiggs | 1 | 0.0 |
| Union | 7 | 0.0 |
| Upson | 22 | 0.1 |
| Walker | 20 | 0.1 |
| Walton | 417 | 1.1 |
| Ware | 9 | 0.0 |
| Warren | 3 | 0.0 |
| Washington | 6 | 0.0 |
| Wayne | 4 | 0.0 |
| Webster | 1 | 0.0 |
| Wheeler | 1 | 0.0 |
| White | 8 | 0.0 |
| Whitfield | 73 | 0.2 |
| Wilcox | 1 | 0.0 |
| Wilkes | 6 | 0.0 |
| Wilkinson | 5 | 0.0 |
| Worth | 3 | 0.0 |
| Georgia State University Total | 37,742 | 100.0 |

University of Georgia

| County Origin in Georgia | Count | Percentage |
|--------------------------|-------|------------|
| Appling | 26 | 0.1 |
| Atkinson | 5 | 0.0 |
| Bacon | 9 | 0.0 |
| Baker | 5 | 0.0 |

University System of Georgia In-State Student Enrollment Count by Academic Term and Student Type Fall 2019

Student Type :All

Special Cohort :All

| County Origin in Georgia | Count | Percentage |
|--------------------------|-------|------------|
| Baldwin | 89 | 0.3 |
| Banks | 40 | 0.1 |
| Barrow | 262 | 0.8 |
| Bartow | 150 | 0.5 |
| Ben Hill | 24 | 0.1 |
| Berrien | 20 | 0.1 |
| Bibb | 295 | 0.9 |
| Bleckley | 30 | 0.1 |
| Brantley | 32 | 0.1 |
| Brooks | 10 | 0.0 |
| Bryan | 87 | 0.3 |
| Bulloch | 158 | 0.5 |
| Burk | 100.3 | |

University System of Georgia In-State Student Enrollment Count by Academic Term and Student Type Fall 2019

Student Type :All

Special Cohort :All

| County Origin in Georgia | Count | Percentage |
|--------------------------|-------|------------|
| Cook | 17 | 0.1 |
| Coweta | 378 | 1.2 |
| Crawford | 3 | 0.0 |
| Crisp | 30 | 0.1 |
| Dade | 9 | 0.0 |
| Dawson | 68 | 0.2 |
| Decatur | 97 | 0.3 |
| Dekalb | 1,763 | 5.6 |
| Dodge | 18 | 0.1 |
| Dooly | 12 | 0.0 |
| Dougherty | 102 | 0.3 |
| Douglas | 306 | 1.0 |
| Early | 18 | 0.1 |
| Echols | 5 | 0.0 |
| Effingham | 122 | 0.4 |
| Elbert | 51 | 0.2 |
| Emanuel | 34 | 0.1 |
| Evans | 20 | 0.1 |
| Fannin | 48 | 0.2 |
| Fayette | 671 | 2.1 |
| Floyd | 196 | 0.6 |
| Forsyth | 1,852 | 5.9 |
| Franklin | 72 | 0.2 |
| Fulton | 4,239 | 13.5 |
| Gilmer | 56 | 0.2 |
| Glascocock | 9 | 0.0 |
| Glynn | 244 | 0.8 |
| Gordon | 105 | 0.3 |
| Grady | 29 | 0.1 |
| Greene | 64 | 0.2 |
| Gwinnett | 4,329 | 13.8 |
| Habersham | 91 | 0.3 |

University System of Georgia
 In-State Student Enrollment Count
 by Academic Term and Student Type
 Fall 2019

| Student Type :All | Special Cohort :All | |
|--------------------------|---------------------|------------|
| County Origin in Georgia | Count | Percentage |
| Hall | 647 | 2.1 |
| Hancock | 9 | 0.0 |
| Haralson | 42 | 0.1 |
| Harris | 85 | 0.3 |
| Hart | 85 | 0.3 |
| Heard | 8 | 0.0 |
| Henry | 472 | 1.5 |
| Houston | 353 | 1.1 |
| Irwin | 13 | 0.0 |
| Jackson | 334 | 1.1 |
| Jasper | 31 | 0.1 |
| Jeff Davis | 12 | 0.0 |
| Jefferson | 29 | 0.1 |
| Jenkins | 4 | 0.0 |
| Johnson | 12 | 0.0 |
| Jones | 45 | 0.1 |
| Lamar | 24 | 0.1 |
| Lanier | 12 | 0.0 |
| Laurens | 94 | 0.3 |
| Lee | 91 | 0.3 |
| Liberty | 58 | 0.2 |
| Lincoln | 23 | 0.1 |
| Long | 7 | 0.0 |
| Lowndes | 243 | 0.8 |
| Lumpkin | 65 | 0.2 |
| Macon | 13 | 0.0 |
| Madison | 154 | 0.5 |
| Marion | 10 | 0.0 |
| McDuffie | 35 | 0.1 |
| McIntosh | 8 | 0.0 |
| Meriwether | 15 | 0.0 |
| Miller | 13 | 0.0 |

University System of Georgia
In-State Student Enrollment Count
by Academic Term and Student Type
Fall 2019

Student Type :

University System of Georgia In-State Student Enrollment Count by Academic Term and Student Type Fall 2019

Student Type :All

Special Cohort :All

| County Origin in Georgia | Count | Percentage |
|--------------------------|-------|------------|
| Terrell | 6 | 0.0 |
| Thomas | 94 | 0.3 |
| Tift | 105 | 0.3 |
| Toombs | 62 | 0.2 |
| Towns | 18 | 0.1 |
| Treutlen | 2 | 0.0 |
| Troup | 114 | 0.4 |
| Turner | 7 | 0.0 |
| Twiggs | 7 | 0.0 |
| Union | 42 | 0.1 |
| Upton | 55 | 0.2 |
| Walker | 80 | 0.3 |
| Walton | 387 | 1.2 |
| Ware | 43 | 0.1 |
| Warren | 5 | 0.0 |
| Washington | 42 | 0.1 |
| Wayne | 49 | 0.2 |
| Webster | 3 | 0.0 |
| Wheeler | 8 | 0.0 |
| White | 52 | 0.2 |
| Whitfield | 212 | 0.7 |
| Wilcox | 6 | 0.0 |

University System of Georgia In-State Student Enrollment Count by Academic Term and Student Type Fall 2019

Student Type :All

Special Cohort :All

| County Origin in Georgia | Count | Percentage |
|--------------------------|-------|------------|
| Atkinson | 19 | 0.1 |
| Bacon | 50 | 0.2 |
| Baker | 1 | 0.0 |
| Baldwin | 83 | 0.4 |
| Banks | 5 | 0.0 |
| Barrow | 85 | 0.4 |
| Bartow | 86 | 0.4 |
| Ben Hill | 49 | 0.2 |
| Berrien | 13 | 0.1 |
| Bibb | 368 | 1.6 |
| Bleckley | 28 | 0.1 |
| Brantley | 61 | 0.3 |
| Brooks | 13 | 0.1 |
| Bryan | 1,049 | 4.4 |
| Bulloch | 1,488 | 6.3 |
| Burke | 95 | 0.4 |
| Butts | 35 | 0.1 |
| Calhoun | 11 | 0.0 |
| Camden | 195 | 0.8 |
| Candler | 112 | 0.5 |
| Carroll | 104 | 0.4 |
| Catoosa | 54 | 0.2 |
| Charlton | 22 | 0.1 |
| Chatham | 3,180 | 13.4 |
| Chattahoochee | 4 | 0.0 |
| Chattooga | 15 | 0.1 |
| Cherokee | 531 | 2.2 |
| Clarke | 96 | 0.4 |
| Clay | 1 | 0.0 |
| Clayton | 204 | 0.9 |
| Clinch | 7 | 0.0 |
| Cobb | 1,029 | 4.3 |

University System of Georgia In-State Student Enrollment Count by Academic Term and Student Type Fall 2019

Student Type :All

Special Cohort :All

| County Origin in Georgia | Count | Percentage |
|--------------------------|-------|------------|
| Coffee | 80 | 0.3 |
| Colquitt | 55 | 0.2 |
| Columbia | 749 | 3.2 |
| Cook | 19 | 0.1 |
| Coweta | 231 | 1.0 |
| Crawford | 9 | 0.0 |
| Crisp | 60 | 0.3 |
| Dade | 3 | 0.0 |
| Dawson | 21 | 0.1 |
| Decatur | 39 | 0.2 |
| Dekalb | 819 | 3.5 |
| Dodge | 53 | 0.2 |
| Dooly | 24 | 0.1 |
| Dougherty | 96 | 0.4 |
| Douglas | 175 | 0.7 |
| Early | 34 | 0.1 |
| Echols | 2 | 0.0 |
| Effingham | 1,050 | 4.4 |
| Elbert | 22 | 0.1 |
| Emanuel | 116 | 0.5 |
| Evans | 135 | 0.6 |
| Fannin | 15 | 0.1 |
| Fayette | 316 | 1.3 |
| Floyd | 84 | 0.4 |
| Forsyth | 459 | 1.9 |
| Franklin | 13 | 0.1 |
| Fulton | 1,124 | 4.7 |
| Gilmer | 14 | 0.1 |
| Glascocock | 11 | 0.0 |
| Glynn | 333 | 1.4 |
| Gordon | 31 | 0.1 |
| Grady | 29 | 0.1 |

University System of Georgia In-State Student Enrollment Count by Academic Term and Student Type Fall 2019

Student Type :All

Special Cohort :All

| County Origin in Georgia | Count | Percentage |
|--------------------------|-------|------------|
| Greene | 27 | 0.1 |
| Gwinnett | 1,453 | 6.1 |
| Habersham | 26 | 0.1 |
| Hall | 129 | 0.5 |
| Hancock | 14 | 0.1 |
| Haralson | 18 | 0.1 |
| Harris | 50 | 0.2 |
| Hart | 36 | 0.2 |
| Heard | 8 | 0.0 |
| Henry | 560 | 2.4 |
| Houston | 503 | 2.1 |
| Irwin | 21 | 0.1 |
| Jackson | 117 | 0.5 |
| Jasper | 28 | 0.1 |
| Jeff Davis | 57 | 0.2 |
| Jefferson | 58 | 0.2 |
| Jenkins | 56 | 0.2 |
| Johnson | 44 | 0.2 |
| Jones | 63 | 0.3 |
| Lamar | 26 | 0.1 |
| Lanier | 2 | 0.0 |
| Laurens | 236 | 1.0 |
| Lee | 71 | 0.3 |
| Liberty | 652 | 2.8 |
| Lincoln | 24 | 0.1 |
| Long | 160 | 0.7 |
| Lowndes | 140 | 0.6 |
| Lumpkin | 19 | 0.1 |
| Macon | 11 | 0.0 |
| Madison | 33 | 0.1 |
| Marion | 9 | 0.0 |
| McDuffie | 57 | 0.2 |

University System of Georgia

University System of Georgia In-State Student Enrollment Count by Academic Term and Student Type Fall 2019

Student Type :All

Special Cohort :All

| County Origin in Georgia | Count | Percentage |
|--|---------------|--------------|
| Talbot | 8 | 0.0 |
| Taliaferro | 3 | 0.0 |
| Tattnall | 200 | 0.8 |
| Taylor | 19 | 0.1 |
| Telfair | 23 | 0.1 |
| Terrell | 7 | 0.0 |
| Thomas | 95 | 0.4 |
| Tift | 57 | 0.2 |
| Toombs | 214 | 0.9 |
| Towns | 10 | 0.0 |
| Treutlen | 37 | 0.2 |
| Troup | 71 | 0.3 |
| Turner | 11 | 0.0 |
| Twiggs | 14 | 0.1 |
| Union | 10 | 0.0 |
| Upson | 45 | 0.2 |
| Walker | 50 | 0.2 |
| Walton | 143 | 0.6 |
| Ware | 74 | 0.3 |
| Warren | 17 | 0.1 |
| Washington | 94 | 0.4 |
| Wayne | 163 | 0.7 |
| Webster | 5 | 0.0 |
| Wheeler | 7 | 0.0 |
| White | 6 | 0.0 |
| Whitfield | 61 | 0.3 |
| Wilcox | 13 | 0.1 |
| Wilkes | 20 | 0.1 |
| Wilkinson | 15 | 0.1 |
| Worth | 25 | 0.1 |
| Georgia Southern University Total | 23,692 | 100.0 |

Kennesaw State University

University System of Georgia In-State Student Enrollment Count by Academic Term and Student Type Fall 2019

Student Type :All

Special Cohort :All

| County Origin in Georgia | Count | Percentage |
|--------------------------|-------|------------|
| Coffee | 20 | 0.1 |
| Colquitt | 42 | 0.1 |
| Columbia | 231 | 0.7 |
| Cook | 5 | 0.0 |
| Coweta | 422 | 1.4 |
| Crawford | 5 | 0.0 |
| Crisp | 14 | 0.0 |
| Dade | 19 | 0.1 |
| Dawson | 52 | 0.2 |
| Decatur | 18 | 0.1 |
| Dekalb | 1,295 | 4.2 |
| Dodge | 12 | 0.0 |
| Dooly | 1 | 0.0 |
| Dougherty | 88 | 0.3 |
| Douglas | 661 | 2.1 |
| Early | 7 | 0.0 |
| Effingham | 54 | 0.2 |
| Elbert | 15 | 0.0 |
| Emanuel | 5 | 0.0 |
| Evans | 1 | 0.0 |
| Fannin | 40 | 0.1 |
| Fayette | 613 | 2.0 |
| Floyd | 274 | 0.9 |
| Forsyth | 935 | 3.0 |
| Franklin | 27 | 0.1 |
| Fulton | 3,228 | 10.5 |
| Gilmer | 66 | 0.2 |
| Glascocock | 1 | 0.0 |
| Glynn | 47 | 0.2 |
| Gordon | 206 | 0.7 |
| Grady | 17 | 0.1 |
| Greene | 14 | 0.0 |

University System of Georgia
In-State Student Enrollment Count
by Academic Term and Student Type
Fall 2019

Student Type :All

Special Cohort :All

| County Origin in Georgia | Count | Percentage |
|--------------------------|-------|------------|
| Gwinnett | 3,188 | 10.3 |
| Habersham | 51 | 0.2 |
| Hall | 263 | 0.9 |
| Hancock | 7 | 0.0 |
| Haralson | 57 | 0.2 |
| Harris | 52 | 0.2 |
| Hart | 15 | 0.0 |
| Heard | 6 | 0.0 |
| Henry | 737 | 2.4 |
| Houston | 290 | 0.9 |
| Jackson | 168 | 0.5 |
| Jasper | 17 | 0.1 |
| Jeff Davis | 2 | 0.0 |
| Jefferson | 6 | 0.0 |
| Jenkins | 3 | 0.0 |
| Johnson | 2 | 0.0 |
| Jones | 30 | 0.1 |
| Lamar | 23 | 0.1 |
| Lanier | 1 | 0.0 |
| Laurens | 24 | 0.1 |
| Lee | 56 | 0.2 |
| Liberty | 35 | 0.1 |
| Lincoln | 5 | 0.0 |
| Long | 3 | 0.0 |
| Lowndes | 107 | 0.3 |
| Lumpkin | 32 | 0.1 |
| Macon | 5 | 0.0 |
| Madison | 20 | 0.1 |
| Marion | 2 | 0.0 |
| McDuffie | 20 | 0.1 |
| McIntosh | 7 | 0.0 |
| Meriwether | 10 | 0.0 |

University System of Georgia
In-State Student Enrollment Count
by Academic Term and Student Type
Fall 2019

Student Type :

University System of Georgia
 In-State Student Enrollment Count
 by Academic Term and Student Type
 Fall 2019

Student Type :All

Special Cohort :All

| County Origin in Georgia | Count | Percentage |
|--------------------------|-------|------------|
| Telfair | 8 | 0.0 |
| Terrell | 10 | 0.0 |
| Thomas | 36 | 0.1 |
| Tift | 53 | 0.2 |
| Toombs | 16 | 0.1 |
| Towns | 21 | 0.1 |
| Treutlen | 1 | 0.0 |
| Troup | 92 | 0.3 |
| Turner | 4 | 0.0 |

University System of Georgia In-State Student Enrollment Count by Academic Term and Student Type Fall 2019

Student Type :All

Special Cohort :All

| County Origin in Georgia | Count | Percentage |
|--------------------------|-------|------------|
| Barrow | 34 | 0.3 |
| Bartow | 111 | 0.9 |
| Ben Hill | 4 | 0.0 |
| Berrien | 2 | 0.0 |
| Bibb | 92 | 0.7 |
| Bleckley | 1 | 0.0 |
| Brantley | 5 | 0.0 |
| Brooks | 1 | 0.0 |
| Bryan | 12 | 0.1 |
| Bulloch | 10 | 0.1 |
| Burke | 8 | 0.1 |
| Butts | 16 | 0.1 |
| Calhoun | 3 | 0.0 |
| Camden | 13 | 0.1 |
| Candler | 1 | 0.0 |
| Carroll | 1,711 | 13.8 |
| Catoosa | 48 | 0.4 |
| Charlton | 2 | 0.0 |
| Chatham | 38 | 0.3 |
| Chattahoochee | 3 | 0.0 |
| Chattooga | 31 | 0.3 |
| Cherokee | 218 | 1.8 |
| Clarke | 55 | 0.4 |
| Clay | 4 | 0.0 |
| Clayton | 311 | 2.5 |
| Clinch | 1 | 0.0 |
| Cobb | 835 | 6.7 |
| Coffee | 12 | 0.1 |
| Colquitt | 9 | 0.1 |
| Columbia | 35 | 0.3 |
| Cook | 5 | 0.0 |
| Coweta | 1,307 | 10.6 |

University System of Georgia In-State Student Enrollment Count by Academic Term and Student Type Fall 2019

Student Type :All

Special Cohort :All

| County Origin in Georgia | Count | Percentage |
|--------------------------|-------|------------|
| Heard | 106 | 0.9 |
| Henry | 430 | 3.5 |
| Houston | 82 | 0.7 |
| Irwin | 5 | 0.0 |
| Jackson | 40 | 0.3 |
| Jasper | 9 | 0.1 |
| Jeff Davis | 3 | 0.0 |
| Jefferson | 5 | 0.0 |
| Jones | 13 | 0.1 |
| Lamar | 26 | 0.2 |
| Lanier | 2 | 0.0 |
| Laurens | 7 | 0.1 |
| Lee | 13 | 0.1 |
| Liberty | 17 | 0.1 |
| Lincoln | 5 | 0.0 |
| Long | 3 | 0.0 |
| Lowndes | 27 | 0.2 |
| Lumpkin | 12 | 0.1 |
| Macon | 7 | 0.1 |
| Madison | 24 | 0.2 |
| Marion | 4 | 0.0 |
| McDuffie | 6 | 0.0 |
| McIntosh | 3 | 0.0 |
| Meriwether | 51 | 0.4 |
| Miller | 4 | 0.0 |
| Mitchell | 7 | 0.1 |
| Monroe | 23 | 0.2 |
| Montgomery | 5 | 0.0 |
| Morgan | 18 | 0.1 |
| Murray | 22 | 0.2 |
| Muscogee | 129 | 1.0 |
| Newton | 147 | 1.2 |

University System of Georgia
In-State Student Enrollment Count
by Academic Term and Student Type
Fall 2019

Student Type :

University System of Georgia
In-State Student Enrollment Count
by Academic Term and Student Type
Fall 2019

Student Type :

University System of Georgia
In-State Student Enrollment Count
by Academic Term and Student Type
Fall 2019

Student Type :All

Special Cohort :All

| County Origin in Georgia | Count | Percentage |
|--------------------------|-------|------------|
| Dooly | 13 | 0.2 |
| Dougherty | 155 | 1.8 |
| Douglas | 81 | 1.0 |
| Early | 18 | 0.2 |
| Echols | 10 | 0.1 |
| Effingham | 35 | 0.4 |
| Elbert | 1 | 0.0 |
| Emanuel | 10 | 0.1 |
| Evans | 5 | 0.1 |
| Fannin | 1 | 0.0 |
| Fayette | 76 | 0.9 |
| Floyd | 33 | 0.4 |
| Forsyth | 36 | 0.4 |
| Franklin | 7 | 0.1 |
| Fulton | 356 | 4.2 |
| Gilmer | 3 | 0.0 |
| Glynn | 92 | 1.1 |
| Gordon | 7 | 0.1 |
| Grady | 84 | 1.0 |
| Greene | 6 | 0.1 |
| Gwinnett | 369 | 4.4 |
| Habersham | 8 | 0.1 |
| Hall | 60 | 0.7 |
| Haralson | 4 | 0.0 |
| Harris | 12 | 0.1 |
| Hart | 2 | 0.0 |
| Heard | 2 | 0.0 |
| Henry | 225 | 2.7 |
| Houston | 178 | 2.1 |
| Irwin | 30 | 0.4 |
| Jackson | 23 | 0.3 |
| Jasper | 6 | 0.1 |

University System of Georgia

University System of Georgia
In-State Student Enrollment Count
by Academic Term and Student Type
Fall 2019

Student Type :All

University System of Georgia In-State Student Enrollment Count by Academic Term and Student Type Fall 2019

Student Type :All

Special Cohort :All

| County Origin in Georgia | Count | Percentage |
|---------------------------------------|--------------|--------------|
| Walker | 12 | 0.1 |
| Walton | 56 | 0.7 |
| Ware | 111 | 1.3 |
| Washington | 19 | 0.2 |
| Wayne | 51 | 0.6 |
| Webster | 4 | 0.0 |
| Wheeler | 5 | 0.1 |
| White | 1 | 0.0 |
| Whitfield | 19 | 0.2 |
| Wilcox | 11 | 0.1 |
| Wilkes | 5 | 0.1 |
| Wilkinson | 7 | 0.1 |
| Worth | 41 | 0.5 |
| Valdosta State UniversityTotal | 8,395 | 100.0 |
| | | |

University System of Georgia
In-State Student Enrollment Count
by Academic Term and Student Type
Fall 2019

Student Type :All

University System of Georgia In-State Student Enrollment Count by Academic Term and Student Type Fall 2019

Student Type :All

Special Cohort :All

| County Origin in Georgia | Count | Percentage |
|--------------------------|-------|------------|
| Early | 34 | 0.6 |
| Effingham | 4 | 0.1 |
| Elbert | 2 | 0.0 |
| Emanuel | 5 | 0.1 |
| Fayette | 31 | 0.5 |
| Floyd | 4 | 0.1 |
| Forsyth | 9 | 0.2 |
| Fulton | 432 | 7.6 |
| Glascocock | 1 | 0.0 |
| Glynn | 20 | 0.4 |

Gord47671 0.271p6218.650781 Td /R6 8 Tf [(0.1)]TJ ET BT 0.271 0.271 0.2/R6 8 56 8 Tth

University System of Georgia In-State Student Enrollment Count by Academic Term and Student Type Fall 2019

Student Type :All

Special Cohort :All

| County Origin in Georgia | Count | Percentage |
|--------------------------|-------|------------|
| Lee | 312 | 5.5 |
| Liberty | 36 | 0.6 |
| Lincoln | 1 | 0.0 |
| Long | 2 | 0.0 |
| Lowndes | 32 | 0.6 |
| Macon | 22 | 0.4 |
| Madison | 4 | 0.1 |
| Marion | 5 | 0.1 |
| McDuffie | 15 | 0.3 |
| McIntosh | 1 | 0.0 |
| Meriwether | 13 | 0.2 |
| Miller | 12 | 0.2 |
| Mitchell | 123 | 2.2 |
| Monroe | 13 | 0.2 |
| Montgomery | 2 | 0.0 |
| Morgan | 3 | 0.1 |
| Murray | 2 | 0.0 |
| Muscogee | 148 | 2.6 |
| Newton | 88 | 1.5 |
| Oconee | 3 | 0.1 |
| Oglethorpe | 2 | 0.0 |
| Paulding | 28 | 0.5 |
| Peach | 26 | 0.5 |
| Pierce | 1 | 0.0 |
| Pike | 4 | 0.1 |
| Polk | 1 | 0.0 |
| Pulaski | 6 | 0.1 |
| Putnam | 8 | 0.1 |
| Quitman | 3 | 0.1 |
| Randolph | 40 | 0.7 |
| Richmond | 72 | 1.3 |
| Rockdale | 98 | 1.7 |

University System of Georgia In-State Student Enrollment Count by Academic Term and Student Type Fall 2019

Student Type :All

Special Cohort :All

| County Origin in Georgia | Count | Percentage |
|--------------------------|-------|------------|
| Schley | 8 | 0.1 |
| Screven | 1 | 0.0 |
| Seminole | 16 | 0.3 |
| Spalding | 42 | 0.7 |
| Stephens | 1 | 0.0 |
| Stewart | 8 | 0.1 |
| Sumter | 72 | 1.3 |
| Talbot | 7 | 0.1 |
| Taliaferro | 1 | 0.0 |
| Tattnall | 5 | 0.1 |
| Taylor | 4 | 0.1 |
| Telfair | 4 | 0.1 |
| Terrell | 78 | 1.4 |
| Thomas | 62 | 1.1 |
| Tift | 55 | 1.0 |
| Toombs | 17 | 0.3 |
| Treutlen | 7 | 0.1 |
| Troup | 28 | 0.5 |
| Turner | 18 | 0.3 |
| Twiggs | 4 | 0.1 |
| Union | 2 | 0.0 |
| Upson | 9 | 0.2 |
| Walker | 2 | 0.0 |
| Walton | 27 | 0.5 |
| Ware | 12 | 0.2 |
| Warren | 8 | 0.1 |
| Washington | 14 | 0.2 |
| Wayne | 6 | 0.1 |
| Webster | 3 | 0.1 |
| Wheeler | 2 | 0.0 |
| White | 1 | 0.0 |
| Wilcox | 13 | 0.2 |

University System of Georgia

University System of Georgia In-State Student Enrollment Count by Academic Term and Student Type Fall 2019

Student Type :All

Special Cohort :All

| County Origin in Georgia | Count | Percentage |
|--------------------------|-------|------------|
| Colquitt | 7 | 0.1 |
| Columbia | 22 | 0.3 |
| Cook | 1 | 0.0 |
| Coweta | 85 | 1.3 |
| Crawford | 1 | 0.0 |
| Crisp | 2 | 0.0 |
| Decatur | 9 | 0.1 |
| Dekalb | 730 | 11.0 |

University System of Georgia
 In-State Student Enrollment Count
 by Academic Term and Student Type
 Fall 2019

Student Type :All


Special Cohort :All

| County Origin in Georgia | Count | Percentage |
|--------------------------|-------|------------|
| Houston | 39 | 0.6 |
| Irwin | 1 | 0.0 |
| Jackson | 4 | 0.1 |
| Jasper | 2 | 0.0 |
| Jefferson | 10 | 0.2 |
| Jones | 6 | 0.1 |
| Lamar | 13 | 0.2 |
| Laurens | 18 | 0.3 |
| Lee | 5 | 0.1 |
| Liberty | 13 | 0.2 |
| Lincoln | 1 | 0.0 |
| Long | 1 | 0.0 |
| Lowndes | 6 | 0.1 |
| Lumpkin | 2 | 0.0 |
| Macon | 4 | 0.1 |
| Madison | 2 | 0.0 |
| McDuffie | 11 | 0.2 |
| McIntosh | 4 | 0.1 |
| Meriwether | 2 | 0.0 |
| Miller | 1 | 0.0 |
| Mitchell | 4 | 0.1 |
| Monroe | 3 | 0.0 |
| Morgan | 6 | 0.1 |
| Muscogee | 31 | 0.5 |
| Newton | 109 | 1.6 |
| Oconee | 2 | 0.0 |
| Oglethorpe | 1 | 0.0 |
| Paulding | 14 | 0.2 |
| Peach | 5 | 0.1 |
| Pike | 5 | 0.1 |
| Polk | 1 | 0.0 |
| Randolph | 1 | 0.0 |

University System of Georgia
In-State Student Enrollment Count
by Academic Term and Student Type
Fall 2019

Student Type :All

Special Cohort :All



University System of Georgia In-State Student Enrollment Count by Academic Term and Student Type Fall 2019

Student Type :All

Special Cohort :All

| County Origin in Georgia | Count | Percentage |
|--------------------------|-------|------------|
| Columbia | 28 | 0.4 |
| Cook | 6 | 0.1 |
| Coweta | 129 | 2.0 |
| Crawford | 7 | 0.1 |
| Crisp | 10 | 0.2 |
| Dade | 2 | 0.0 |
| Dawson | 3 | 0.0 |
| Decatur | 25 | 0.4 |
| Dekalb | 157 | 2.4 |
| Dodge | 5 | 0.1 |
| Dooly | 11 | 0.2 |
| Dougherty | 86 | 1.3 |
| Douglas | 76 | 1.2 |
| Early | 9 | 0.1 |
| Effingham | 12 | 0.2 |
| Elbert | 4 | 0.1 |
| Emanuel | 5 | 0.1 |
| Evans | 3 | 0.0 |
| Fannin | 2 | 0.0 |
| Fayette | 96 | 1.5 |
| Floyd | 19 | 0.3 |
| Forsyth | 29 | 0.4 |
| Franklin | 3 | 0.0 |
| Fulton | 217 | 3.3 |
| Gilmer | 4 | 0.1 |
| Glascocock | 2 | 0.0 |
| Glynn | 14 | 0.2 |
| Gordon | 10 | 0.2 |
| Grady | 5 | 0.1 |
| Greene | 2 | 0.0 |
| Gwinnett | 232 | 3.5 |
| Habersham | 7 | 0.1 |

University System of Georgia
In-State Student Enrollment Count
by Academic Term and Student Type
Fall 2019

Student Type :All

University System of Georgia In-State Student Enrollment Count by Academic Term and Student Type Fall 2019

Student Type :All

Special Cohort :All

| County Origin in Georgia | Count | Percentage |
|--------------------------|-------|------------|
| Montgomery | 1 | 0.0 |
| Morgan | 6 | 0.1 |
| Murray | 5 | 0.1 |
| Muscogee | 2,543 | 38.6 |
| Newton | 45 | 0.7 |
| Oconee | 9 | 0.1 |
| Oglethorpe | 10 | 0.2 |
| Paulding | 37 | 0.6 |
| Peach | 15 | 0.2 |
| Pickens | 6 | 0.1 |
| Pierce | 2 | 0.0 |
| Pike | 17 | 0.3 |
| Polk | 9 | 0.1 |
| Pulaski | 3 | 0.0 |
| Putnam | 8 | 0.1 |
| Quitman | 3 | 0.0 |
| Rabun | 5 | 0.1 |
| Randolph | 5 | 0.1 |
| Richmond | 14 | 0.2 |
| Rockdale | 50 | 0.8 |
| Schley | 10 | 0.2 |
| Screven | 1 | 0.0 |
| Seminole | 8 | 0.1 |
| Spalding | 34 | 0.5 |
| Stephens | 6 | 0.1 |
| Stewart | 18 | 0.3 |
| Sumter | 40 | 0.6 |
| Talbot | 47 | 0.7 |
| Tattnall | 17 | 0.3 |
| Taylor | 31 | 0.5 |
| Telfair | 5 | 0.1 |
| Terrell | 8 | 0.1 |

University System of Georgia
In-State Student Enrollment Count
by Academic Term and Student Type
Fall 2019

University System of Georgia In-State Student Enrollment Count by Academic Term and Student Type Fall 2019

Student Type :All

Special Cohort :All

| County Origin in Georgia | Count | Percentage |
|--------------------------|-------|------------|
| Bartow | 3 | 0.1 |
| Ben Hill | 2 | 0.1 |
| Berrien | 1 | 0.0 |
| Bibb | 171 | 7.2 |
| Bleckley | 1 | 0.0 |
| Brooks | 9 | 0.4 |
| Bryan | 3 | 0.1 |
| Bulloch | 5 | 0.2 |
| Burke | 6 | 0.3 |
| Butts | 3 | 0.1 |
| Calhoun | 8 | 0.3 |
| Camden | 5 | 0.2 |
| Candler | 1 | 0.0 |
| Carroll | 6 | 0.3 |
| Catoosa | 1 | 0.0 |
| Chatham | 30 | 1.3 |
| Chattahoochee | 2 | 0.1 |
| Cherokee | 8 | 0.3 |
| Clarke | 14 | 0.6 |
| Clay | 2 | 0.1 |
| Clayton | 123 | 5.2 |
| Clinch | 3 | 0.1 |
| Cobb | 69 | 2.9 |
| Coffee | 5 | 0.2 |
| Colquitt | 6 | 0.3 |
| Columbia | 10 | 0.4 |
| Cook | 3 | 0.1 |
| Coweta | 16 | 0.7 |
| Crawford | 10 | 0.4 |
| Crisp | 13 | 0.5 |
| Dawson | 1 | 0.0 |
| Decatur | 5 | 0.2 |

University System of Georgia
In-State Student Enrollment Count
by Academic Term and Student Type
Fall 2019

Student Type :All

University System of Georgia
In-State Student Enrollment Count
by Academic Term and Student Type
Fall 2019

Student Type :All

Special Cohort :All



University System of Georgia

University System of Georgia
 In-State Student Enrollment Count
 by Academic Term and Student Type
 Fall 2012

Student Type :All

Special Cohort :All

| County Origin in Georgia | Count | Percentage |
|--------------------------|-------|------------|
| Hancock | 12 | 0.2 |
| Haralson | 5 | 0.1 |
| Harris | 5 | 0.1 |
| Hart | 4 | 0.1 |
| Henry | 180 | 2.6 |
| Houston | 190 | 2.8 |
| Jackson | 64 | 0.9 |
| Jasper | 46 | 0.7 |
| Jeff Davis | 3 | 0.0 |
| Jefferson | | 0.2 |
| Johnson | | 0.1 |
| Jones | | 1.3 |
| Lamar | | 0.1 |
| Lanier | | 0.0 |
| Laurens | | 1.1 |
| Lee | | 0.1 |
| Liberty | | 0.1 |
| Lincoln | | 0.0 |
| Long | | 0.0 |
| Lowndes | | 0.3 |
| Lumpkin | | 0.0 |
| Macon | | 0.1 |
| Madison | | 0.1 |
| McDuffie | | 0.3 |
| McIntosh | | 0.0 |
| Meriwether | | 0.0 |
| Mitchell | | 0.0 |
| Monroe | 37 | 0.5 |
| Montgomery | 5 | 0.1 |
| Morgan | 52 | 0.8 |
| Murray | 4 | 0.1 |
| Muscogee | 60 | 0.9 |

University System of Georgia
 In-State Student Enrollment Count
 by Academic Term and Student Type
 Fall 2019

Student Type :All

Special Cohort :All

| County Origin in Georgia | Count | Percentage |
|--------------------------|-------|------------|
| Newton | 91 | 1.3 |
| Oconee | 106 | 1.5 |
| Oglethorpe | 4 | 0.1 |
| Paulding | 28 | 0.4 |
| Peach | 23 | 0.3 |
| Pickens | 10 | 0.1 |
| Pierce | 6 | 0.1 |
| Pike | 16 | 0.2 |
| Polk | 2 | 0.0 |
| Pulaski | 7 | 0.1 |
| Putnam | 76 | 1.1 |
| Quitman | 1 | 0.0 |
| Rabun | 6 | 0.1 |
| Randolph | 4 | 0.1 |
| Richmond | 58 | 0.8 |
| Rockdale | 35 | 0.5 |
| Schley | 4 | 0.1 |
| Screven | 8 | 0.1 |
| Spalding | 26 | 0.4 |

University System of Georgia In-State Student Enrollment Count by Academic Term and Student Type Fall 2019

Student Type :All

Special Cohort :All

| County Origin in Georgia | Count | Percentage |
|--------------------------|-------|------------|
| Twiggs | 2 | 0.0 |
| Union | 5 | 0.1 |
| Upson | 18 | 0.3 |
| Walker | 9 | 0.1 |
| Walton | 143 | 2.1 |
| Ware | 16 | 0.2 |
| Warren | 3 | 0.0 |
| Washington | 59 | 0.9 |
| Wayne | 18 | 0.3 |
| Wheeler | 2 | 0.0 |
| White | 7 | 0.1 |
| Whitfield | 18 | 0.3 |
| Wilcox | 5 | 0.1 |
| Wilkes | 3 | 0.0 |
| Wilkinson | 43 | 0.6 |
| Worth | 3 | 0.0 |
| | | |

University System of Georgia In-State Student Enrollment Count by Academic Term and Student Type Fall 2019

Student Type :All

Special Cohort :All

| County Origin in Georgia | Count | Percentage |
|--------------------------|-------|------------|
| Brantley | 3 | 0.1 |
| Brooks | 4 | 0.2 |
| Bryan | 3 | 0.1 |
| Bulloch | 4 | 0.2 |
| Butts | 4 | 0.2 |
| Calhoun | 12 | 0.5 |
| Camden | 2 | 0.1 |
| Carroll | 9 | 0.3 |
| Catoosa | 2 | 0.1 |
| Charlton | 5 | 0.2 |
| Chatham | 19 | 0.7 |
| Chattahoochee | 3 | 0.1 |
| Cherokee | 13 | 0.5 |
| Clarke | 13 | 0.5 |
| Clay | 3 | 0.1 |
| Clayton | 17 | 0.7 |
| Clinch | 1 | 0.0 |
| Cobb | 39 | 1.5 |
| Coffee | 33 | 1.3 |
| Colquitt | 33 | 1.3 |
| Columbia | 10 | 0.4 |
| Cook | 6 | 0.2 |
| Coweta | 24 | 0.9 |
| Crawford | 6 | 0.2 |
| Crisp | 73 | 2.8 |
| Dawson | 1 | 0.0 |
| Decatur | 14 | 0.5 |
| Dekalb | 53 | 2.0 |
| Dodge | 18 | 0.7 |
| Dooly | 39 | 1.5 |
| Dougherty | 203 | 7.8 |
| Douglas | 16 | 0.6 |

University System of Georgia In-State Student Enrollment Count by Academic Term and Student Type Fall 2019

Student Type :All

Special Cohort :All

| County Origin in Georgia | Count | Percentage |
|--|--------------|--------------|
| Schley | 87 | 3.4 |
| Seminole | 6 | 0.2 |
| Spalding | 14 | 0.5 |
| Stephens | 2 | 0.1 |
| Stewart | 10 | 0.4 |
| Sumter | 267 | 10.3 |
| Talbot | 2 | 0.1 |
| Tattnall | 2 | 0.1 |
| Taylor | 23 | 0.9 |
| Telfair | 4 | 0.2 |
| Terrell | 48 | 1.8 |
| Thomas | 21 | 0.8 |
| Tift | 43 | 1.7 |
| Toombs | 5 | 0.2 |
| Troup | 17 | 0.7 |
| Turner | 7 | 0.3 |
| Twiggs | 1 | 0.0 |
| Upson | 8 | 0.3 |
| Walker | 4 | 0.2 |
| Walton | 29 | 1.1 |
| Ware | 8 | 0.3 |
| Wayne | 1 | 0.0 |
| Webster | 10 | 0.4 |
| Wheeler | 3 | 0.1 |
| Whitfield | 4 | 0.2 |
| Wilcox | 11 | 0.4 |
| Wilkinson | 3 | 0.1 |
| Worth | 46 | 1.8 |
| Georgia Southwestern State University Total | 2,595 | 100.0 |

Middle Georgia State University

University System of Georgia
 In-State Student Enrollment Count
 by Academic Term and Student Type
 Fall 2019

Student Type :All

Special Cohort :All

| County Origin in Georgia | Count | Percentage |
|--------------------------|-------|------------|
| Appling | 13 | 0.2 |
| Atkinson | 1 | 0.0 |
| Bacon | 2 | 0.0 |
| Baker | 1 | 0.0 |
| Baldwin | 80 | 1.2 |
| Banks | 1 | 0.0 |
| Barrow | 9 | 0.1 |
| Bartow | 5 | 0.1 |
| Ben Hill | 8 | 0.1 |
| Berrien | 5 | 0.1 |
| Bibb | 1,337 | 19.9 |
| Bleckley | 162 | 2.4 |
| Brantley | 3 | 0.0 |
| Brooks | 1 | 0.0 |
| Bryan | 8 | 0.1 |
| Bulloch | 14 | 0.2 |
| Burke | 7 | 0.1 |
| Butts | 24 | 0.4 |
| Calhoun | 1 | |

University System of Georgia In-State Student Enrollment Count by Academic Term and Student Type Fall 2019

Student Type :All

Special Cohort :All

| County Origin in Georgia | Count | Percentage |
|--------------------------|-------|------------|
| Columbia | 13 | 0.2 |
| Cook | 5 | 0.1 |
| Coweta | 82 | 1.2 |
| Crawford | 56 | 0.8 |
| Crisp | 24 | 0.4 |
| Dawson | 2 | 0.0 |
| Decatur | 1 | 0.0 |
| Dekalb | 144 | 2.1 |
| Dodge | 226 | 3.4 |
| Dooly | 16 | 0.2 |
| Dougherty | 22 | 0.3 |
| Douglas | 50 | 0.7 |
| Early | 1 | 0.0 |
| Effingham | 12 | 0.2 |
| Elbert | 6 | 0.1 |
| Emanuel | 16 | 0.2 |
| Evans | 3 | 0.0 |
| Fannin | 1 | 0.0 |
| Fayette | 59 | 0.9 |
| Floyd | 9 | 0.1 |
| Forsyth | 22 | 0.3 |
| Franklin | 2 | 0.0 |
| Fulton | 175 | 2.6 |
| Gilmer | 2 | 0.0 |
| Glascock | 2 | 0.0 |
| Glynn | 24 | 0.4 |
| Gordon | 2 | 0.0 |
| Grady | 6 | 0.1 |
| Greene | 7 | 0.1 |
| Gwinnett | 142 | 2.1 |
| Habersham | 7 | 0.1 |
| Hall | 19 | 0.3 |

University System of Georgia

University System of Georgia
 In-State Student Enrollment Count
 by Academic Term and Student Type
 Fall 2019

Student Type :All

Special Cohort :All

| County Origin in Georgia | Count | Percentage |
|--------------------------|-------|------------|
| Newton | 40 | 0.6 |
| Oconee | 7 | 0.1 |
| Oglethorpe | 2 | 0.0 |
| Paulding | 13 | 0.2 |
| Peach | 228 | 3.4 |
| Pickens | 4 | 0.1 |
| Pierce | 6 | 0.1 |
| Pike | 19 | 0.3 |
| Polk | 2 | 0.0 |
| Pulaski | 109 | 1.6 |
| Putnam | 31 | 0.5 |
| Rabun | 2 | 0.0 |
| Richmond | 28 | 0.4 |
| Rockdale | 53 | 0.8 |
| Schley | 1 | 0.0 |
| Screven | 2 | 0.0 |
| Seminole | 2 | 0.0 |
| Spalding | 39 | 0.6 |
| Stephens | 3 | 0.0 |
| Stewart | 1 | 0.0 |
| Sumter | 21 | 0.3 |


University System of Georgia In-State Student Enrollment Count by Academic Term and Student Type Fall 2019

Student Type :All

Special Cohort :All

| County Origin in Georgia | Count | Percentage |
|---|--------------|--------------|
| Twiggs | 57 | 0.8 |
| Union | 2 | 0.0 |
| Upson | 34 | 0.5 |
| Walton | 24 | 0.4 |
| Ware | 11 | 0.2 |
| Warren | 1 | 0.0 |
| Washington | 43 | 0.6 |
| Wayne | 5 | 0.1 |
| Wheeler | 16 | 0.2 |
| White | 3 | 0.0 |
| Whitfield | 5 | 0.1 |
| Wilcox | 14 | 0.2 |
| Wilkes | 9 | 0.1 |
| Wilkinson | 48 | 0.7 |
| Worth | 11 | 0.2 |
| Middle Georgia State UniversityTotal | 6,727 | 100.0 |

Savannah State University



University System of Georgia
In-State Student Enrollment Count
by Academic Term and Student Type
Fall 2019

Student Type :All

University System of Georgia
In-State Student Enrollment Count
by Academic Term and Student Type
Fall 2019

Student Type :All

University System of Georgia
 In-State Student Enrollment Count
 by Academic Term and Student Type
 Fall 2019

Student Type :All

Special Cohort :All

| County Origin in Georgia | Count | Percentage |
|--------------------------|-------|------------|
| Miller | 2 | 0.1 |
| Mitchell | 5 | 0.2 |
| Monroe | 8 | 0.3 |
| Morgan | 3 | 0.1 |
| Muscogee | 52 | 1.7 |
| Newton | 37 | 1.2 |
| Oconee | 2 | 0.1 |
| Oglethorpe | 2 | 0.1 |
| Paulding | 11 | 0.4 |
| Peach | 6 | 0.2 |
| Pike | 1 | 0.0 |
| Putnam | 1 | 0.0 |
| Randolph | 3 | 0.1 |
| Richmond | 87 | 2.9 |
| Rockdale | 47 | 1.6 |
| Schley | 1 | 0.0 |
| Screven | 1 | 0.0 |
| Seminole | 2 | 0.1 |
| Spalding | 20 | 0.7 |
| Stephens | 1 | 0.0 |
| Stewart | 2 | 0.1 |
| Sumter | 9 | 0.3 |
| Talbot | 1 | 0.0 |
| Tattnall | 6 | 0.2 |
| Taylor | 1 | 0.0 |
| Telfair | 6 | 0.2 |
| Terrell | 6 | 0.2 |
| Thomas | 10 | |

University System of Georgia In-State Student Enrollment Count by Academic Term and Student Type Fall 2019

Student Type :All

Special Cohort :All

| County Origin in Georgia | Count | Percentage |
|--|--------------|--------------|
| Turner | 1 | 0.0 |
| Twiggs | 9 | 0.3 |
| Upson | 3 | 0.1 |
| Walker | 1 | 0.0 |
| Walton | 24 | 0.8 |
| Ware | 6 | 0.2 |
| Warren | 2 | 0.1 |
| Washington | 3 | 0.1 |
| Wayne | 2 | 0.1 |
| Wheeler | 4 | 0.1 |
| Whitfield | 1 | 0.0 |
| Wilcox | 4 | 0.1 |
| Wilkes | 3 | 0.1 |
| Wilkinson | 3 | 0.1 |
| Worth | 2 | 0.1 |
| Savannah State University Total | 3,020 | 100.0 |

University of North Georgia

| County Origin in Georgia | Count | Percentage |
|--------------------------|-------|------------|
| Appling | 4 | 0.0 |
| Atkinson | 1 | 0.0 |
| Bacon | 3 | 0.0 |
| Baldwin | 21 | 0.1 |
| Banks | 178 | 0.9 |
| Barrow | 553 | 2.9 |
| Bartow | 61 | 0.3 |
| Ben Hill | 2 | 0.0 |
| Berrien | 1 | 0.0 |
| Bibb | 52 | 0.3 |
| Bleckley | 3 | 0.0 |
| Brooks | 1 | 0.0 |
| Bryan | 27 | 0.1 |

University System of Georgia
In-State Student Enrollment Count
by Academic Term and Student Type
Fall 2019

University System of Georgia
In-State Student Enrollment Count
by Academic Term and Student Type
Fall 2019

Student Type :All

University System of Georgia

University System of Georgia In-State Student Enrollment Count by Academic Term and Student Type Fall 2019

Student Type :All

Special Cohort :All

| County Origin in Georgia | Count | Percentage |
|---|---------------|--------------|
| Warren | 2 | 0.0 |
| Washington | 2 | 0.0 |
| Wayne | 3 | 0.0 |
| Webster | 1 | 0.0 |
| White | 298 | 1.6 |
| Whitfield | 69 | 0.4 |
| Wilcox | 4 | 0.0 |
| Wilkes | 22 | 0.1 |
| Wilkinson | 3 | 0.0 |
| Worth | 2 | 0.0 |
| University of North GeorgiaTotal | 18,845 | 100.0 |
| State UniversitiesTotal | 59,323 | 22.5 |

State Colleges

University System of Georgia
In-State Student Enrollment Count
by Academic Term and Student Type
Fall 2019

University System of Georgia In-State Student Enrollment Count by Academic Term and Student Type Fall 2019

Student Type :All

Special Cohort :All

| County Origin in Georgia | Count | Percentage |
|--------------------------|-------|------------|
| Echols | 5 | 0.1 |
| Effingham | 11 | 0.3 |
| Elbert | 1 | 0.0 |
| Emanuel | 3 | 0.1 |
| Evans | 3 | 0.1 |
| Fannin | 6 | 0.2 |
| Fayette | 8 | 0.2 |
| Floyd | 5 | 0.1 |
| Forsyth | 8 | 0.2 |
| Franklin | 7 | 0.2 |
| Fulton | 17 | 0.5 |
| Gilmer | 2 | 0.1 |
| Glascocock | 1 | 0.0 |
| Glynn | 12 | 0.3 |
| Gordon | 9 | 0.3 |
| Grady | 68 | 1.9 |
| Greene | 3 | 0.1 |
| Gwinnett | 27 | 0.8 |
| Habersham | 9 | 0.3 |
| Hall | 8 | 0.2 |
| Haralson | 5 | 0.1 |
| Harris | 12 | 0.3 |
| Hart | 4 | 0.1 |
| Heard | 7 | 0.2 |
| Henry | 57 | 1.6 |
| Houston | 56 | 1.6 |
| Irwin | 64 | 1.8 |
| Jackson | 15 | 0.4 |
| Jasper | 6 | 0.2 |
| Jeff Davis | 15 | 0.4 |
| Jefferson | 3 | 0.1 |
| Jenkins | 1 | 0.0 |

University System of Georgia
In-State Student Enrollment Count
by Academic Term and Student Type
Fall 2019

Student Type :All

University System of Georgia In-State Student Enrollment Count by Academic Term and Student Type Fall 2019

Student Type :All

Special Cohort :All

| County Origin in Georgia | Count | Percentage |
|--------------------------|-------|------------|
| Polk | 5 | 0.1 |
| Pulaski | 6 | 0.2 |
| Putnam | 9 | 0.3 |
| Quitman | 3 | 0.1 |
| Rabun | 9 | 0.3 |
| Randolph | 8 | 0.2 |
| Richmond | 4 | 0.1 |
| Rockdale | 14 | 0.4 |
| Schley | 4 | 0.1 |
| Screven | 8 | 0.2 |
| Seminole | 50 | 1.4 |
| Spalding | 6 | 0.2 |
| Stephens | 7 | 0.2 |
| Sumter | 12 | 0.3 |
| Talbot | 1 | 0.0 |
| Tattnall | 1 | 0.0 |
| Taylor | 4 | 0.1 |
| Telfair | 15 | 0.4 |
| Terrell | 4 | 0.1 |
| Thomas | 86 | 2.4 |
| Tift | 512 | 14.6 |
| Toombs | 22 | 0.6 |
| Towns | 2 | 0.1 |
| Treutlen | 1 | 0.0 |
| Troup | 6 | 0.2 |
| Turner | 68 | 1.9 |
| Twiggs | 3 | 0.1 |
| Union | 3 | 0.1 |
| Upson | 7 | 0.2 |
| Walker | 9 | 0.3 |
| Walton | 25 | 0.7 |
| Ware | 21 | 0.6 |

University System of Georgia
In-State Student Enrollment Count
by Academic Term and Student Type
Fall 2019

Student Type :All

Special Cohort :All

| County Origin in Georgia | Count | Percentage |
|--------------------------|-------|------------|
| Warren | 1 | 0.0 |
| Washington | 2 | 0.1 |

University System of Georgia In-State Student Enrollment Count by Academic Term and Student Type Fall 2019

Student Type :All

Special Cohort :All

| County Origin in Georgia | Count | Percentage |
|---|--------------|--------------|
| Fulton | 979 | 57.9 |
| Gwinnett | 12 | 0.7 |
| Hancock | 1 | 0.1 |
| Henry | 71 | 4.2 |
| Jackson | 1 | 0.1 |
| Laurens | 2 | 0.1 |
| Lowndes | 1 | 0.1 |
| Meriwether | 1 | 0.1 |
| Muscogee | 4 | 0.2 |
| Newton | 10 | 0.6 |
| Paulding | 5 | 0.3 |
| Richmond | 2 | 0.1 |
| Rockdale | 7 | 0.4 |
| Spalding | 1 | 0.1 |
| Walton | 2 | 0.1 |
| Wheeler | 1 | 0.1 |
| Atlanta Metropolitan State College Total | 1,691 | 100.0 |

College of Coastal Georgia

| County Origin in Georgia | Count | Percentage |
|--------------------------|-------|------------|
| Appling | 20 | 0.6 |
| Atkinson | 2 | 0.1 |
| Bacon | 3 | 0.1 |
| Baldwin | 6 | 0.2 |
| Earrow | 4 | 0.1 |
| Eartow | 18 | 0.6 |
| Ben Hill | 2 | 0.1 |
| Berrien | 4 | 0.1 |
| Bibb | 10 | 0.3 |
| Bleckley | 2 | 0.1 |
| Brantley | 94 | 2.9 |
| Bryan | 33 | 1.0 |

University System of Georgia
In-State Student Enrollment Count
by Academic Term and Student Type
Fall 2019

Student Type :All

University System of Georgia In-State Student Enrollment Count by Academic Term and Student Type Fall 2019

Student Type :All

Special Cohort :All

| County Origin in Georgia | Count | Percentage |
|--------------------------|-------|------------|
| Fulton | 48 | 1.5 |
| Glynn | 1,314 | 40.7 |
| Gordon | 5 | 0.2 |
| Grady | 4 | 0.1 |
| Greene | 1 | 0.0 |
| Gwinnett | 54 | 1.7 |
| Habersham | 2 | 0.1 |
| Hall | 15 | 0.5 |
| Hart | 2 | 0.1 |
| Henry | 40 | 1.2 |
| Houston | | |

University System of Georgia In-State Student Enrollment Count by Academic Term and Student Type Fall 2019

Student Type :All

Special Cohort :All

| County Origin in Georgia | Count | Percentage |
|--------------------------|-------|------------|
| Towns | 3 | 0.1 |
| Turner | 0 | 0.0 |
| Union | 1 | 0.1 |
| Upson | 2 | 0.0 |
| Walker | | |

University System of Georgia In-State Student Enrollment Count by Academic Term and Student Type Fall 2019

Student Type :All

Special Cohort :All

| County Origin in Georgia | Count | Percentage |
|--------------------------|-------|------------|
| Cobb | 24 | 0.9 |
| Coffee | 3 | 0.1 |
| Colquitt | 11 | 0.4 |
| Columbia | 208 | 7.7 |
| Coweta | 5 | 0.2 |
| Crisp | 2 | 0.1 |
| Decatur | 3 | 0.1 |
| Dekalb | 28 | 1.0 |
| Dodge | 5 | 0.2 |
| Dougherty | 4 | 0.1 |
| Douglas | 8 | 0.3 |
| Effingham | 122 | 4.5 |
| Elbert | 1 | 0.0 |
| Emanuel | 197 | 7.3 |
| Evans | 42 | 1.6 |
| Fayette | 10 | 0.4 |
| Forsyth | 6 | 0.2 |
| Fulton | 54 | 2.0 |
| Gilmer | 1 | 0.0 |
| Glascok | 3 | 0.1 |
| Glynn | 11 | 0.4 |
| Gordon | 2 | 0.1 |
| Grady | 4 | 0.1 |
| Greene | 3 | 0.1 |
| Gwinnett | 34 | 1.3 |
| Habersham | 3 | 0.1 |
| Hall | 3 | 0.1 |
| Hancock | 4 | 0.1 |
| Haralson | 1 | 0.0 |
| Harris | 1 | 0.0 |
| Henry | 30 | 1.1 |
| Houston | 18 | 0.7 |

University System of Georgia In-State Student Enrollment Count by Academic Term and Student Type Fall 2019

Student Type :All

Special Cohort :All

| County Origin in Georgia | Count | Percentage |
|--------------------------|-------|------------|
| Jackson | 2 | 0.1 |
| Jeff Davis | 7 | 0.3 |
| Jefferson | 66 | 2.5 |
| Jenkins | 39 | 1.4 |
| Johnson | 23 | 0.9 |
| Jones | 3 | 0.1 |
| Laurens | 20 | 0.7 |
| Liberty | 25 | 0.9 |
| Lincoln | 9 | 0.3 |
| Long | 5 | 0.2 |
| Lowndes | 5 | 0.2 |
| Madison | 2 | 0.1 |
| McDuffie | 31 | 1.2 |
| McIntosh | 4 | 0.1 |
| Monroe | 1 | 0.0 |
| Montgomery | 26 | 1.0 |
| Morgan | 5 | 0.2 |
| Muscogee | 4 | 0.1 |
| Newton | 10 | 0.4 |
| Oconee | 1 | 0.0 |
| Paulding | 10 | 0.4 |
| Peach | 4 | 0.1 |
| Pierce | 1 | 0.0 |
| Pike | 2 | 0.1 |
| Polk | 1 | 0.0 |
| Pulaski | 2 | 0.1 |
| Putnam | 2 | 0.1 |
| Richmond | 323 | 12.0 |
| Rockdale | 13 | 0.5 |
| Screven | 92 | 3.4 |
| Spalding | 2 | 0.1 |
| Stephens | 1 | 0.0 |

University System of Georgia In-State Student Enrollment Count by Academic Term and Student Type Fall 2019

Student Type :All

Special Cohort :All

| County Origin in Georgia | Count | Percentage |
|--------------------------|-------|------------|
| Sumter | 2 | 0.1 |
| Talbot | 1 | 0.0 |
| Tattnall | 10808 | 408 |

1
008

University System of Georgia
 In-State Student Enrollment Count
 by Academic Term and Student Type
 Fall 2019

Student Type :All

Special Cohort :All

| County Origin in Georgia | Count | Percentage |
|--------------------------|-------|------------|
| Bulloch | 1 | 0.0 |
| Burke | 1 | 0.0 |
| Butts | 2 | 0.0 |
| Camden | 3 | 0.0 |
| Candler | 1 | 0.0 |
| Carroll | 2 | 0.0 |
| Catoosa | 2 | 0.0 |
| Chatham | 11 | 0.1 |
| Chattooga | 1 | 0.0 |
| Cherokee | 20 | 0.2 |
| Clarke | 79 | 0.6 |
| Clayton | 67 | 0.5 |
| Clinch | 1 | 0.0 |
| Cobb | 91 | 0.7 |
| Coffee | 1 | 0.0 |
| Colquitt | 1 | 0.0 |
| Columbia | 12 | 0.1 |
| Coweta | 3 | 0.0 |
| Dawson | 2 | 0.0 |
| Decatur | 2 | 0.0 |
| Dekalb | 615 | 4.9 |
| Dougherty | 8 | 0.1 |
| Douglas | 21 | 0.2 |
| Elbert | 5 | 0.0 |
| Fayette | 15 | 0.1 |
| Floyd | 1 | 0.0 |
| Forsyth | 83 | 0.7 |
| Franklin | 3 | 0.0 |
| Fulton | 294 | 2.3 |
| Gilmer | 1 | 0.0 |
| Glynn | 1 | 0.0 |
| Greene | 5 | 0.0 |

University System of Georgia In-State Student Enrollment Count by Academic Term and Student Type Fall 2019

Student Type :All

Special Cohort :All

| County Origin in Georgia | Count | Percentage |
|--------------------------|-------|------------|
| Gwinnett | 9,690 | 76.8 |
| Habersham | 1 | 0.0 |
| Hall | 94 | 0.7 |
| Hancock | 1 | 0.0 |
| Hart | 6 | 0.0 |
| Henry | 68 | 0.5 |
| Houston | 9 | 0.1 |
| Irwin | 1 | 0.0 |
| Jackson | 65 | 0.5 |
| Jasper | 2 | 0.0 |
| Johnson | 1 | 0.0 |
| Jones | 2 | 0.0 |
| Laurens | 1 | 0.0 |
| Lee | 1 | 0.0 |
| Liberty | 2 | 0.0 |
| Lowndes | 3 | 0.0 |
| Lumpkin | 2 | 0.0 |
| Madison | 3 | 0.0 |
| McDuffie | 1 | 0.0 |
| Meriwether | 1 | 0.0 |
| Mitchell | 2 | 0.0 |
| Morgan | 6 | 0.0 |
| Murray | 1 | 0.0 |
| Muscogee | 10 | 0.1 |
| Newton | 130 | 1.0 |
| Oconee | 7 | 0.1 |
| Oglethorpe | 6 | 0.0 |
| Paulding | 10 | 0.1 |
| Pike | 2 | 0.0 |
| Pulaski | 1 | 0.0 |
| Putnam | 2 | 0.0 |
| Rabun | 1 | 0.0 |

University System of Georgia
In-State Student Enrollment Count
by Academic Term and Student Type
Fall 2019

Student Type :All

Special Cohort :All

| County Origin in Georgia | Count | Percentage |
|---------------------------------------|---------------|--------------|
| Richmond | 16 | 0.1 |
| Rockdale | 149 | 1.2 |
| Stephens | 2 | 0.0 |
| Sumter | 1 | 0.0 |
| Tift | 3 | 0.0 |
| Toombs | 1 | 0.0 |
| Troup | 2 | 0.0 |
| Twiggs | 1 | 0.0 |
| Upton | 2 | 0.0 |
| Walton | 505 | 4.0 |
| Ware | 1 | 0.0 |
| Washington | 1 | 0.0 |
| White | 3 | 0.0 |
| Whitfield | 2 | 0.0 |
| Wilkes | 1 | 0.0 |
| Worth | 1 | 0.0 |
| Georgia Gwinnett College Total | 12,621 | 100.0 |

Georgia Highlands College

| County Origin in Georgia | Count | Percentage |
|--------------------------|-------|------------|
| Barrow | 2 | 0.0 |
| Bartow | 869 | 16.6 |
| Bibb | 10 | 0.2 |
| Bleckley | 1 | 0.0 |
| Bulloch | 5 | 0.1 |
| Butts | 1 | 0.0 |
| Calhoun | 1 | 0.0 |
| Carroll | 86 | 1.6 |
| Catoosa | 7 | 0.1 |
| Chatham | 5 | 0.1 |
| Chattahoochee | 1 | 0.0 |
| Chattooga | 60 | 1.1 |

University System of Georgia
In-State Student Enrollment Count
by Academic Term and Student Type
Fall 2019

Student Type :All

University System of Georgia
In-State Student Enrollment Count
by Academic Term and Student Type
Fall 2019

Student Type :All

Special Cohort :All



University System of Georgia
In-State Student Enrollment Count
by Academic Term and Student Type
Fall 2019

Student Type :All

University System of Georgia In-State Student Enrollment Count by Academic Term and Student Type Fall 2019

Student Type :All

Special Cohort :All

| County Origin in Georgia | Count | Percentage |
|--------------------------|-------|------------|
| Floyd | 2 | 0.1 |
| Forsyth | 2 | 0.1 |
| Fulton | 103 | 3.0 |
| Glynn | 3 | 0.1 |
| Greene | 6 | 0.2 |
| Gwinnett | 34 | 1.0 |
| Hall | 4 | 0.1 |
| Hancock | 2 | 0.1 |
| Haralson | | |

University System of Georgia In-State Student Enrollment Count by Academic Term and Student Type Fall 2019

Student Type :All

Special Cohort :All

| County Origin in Georgia | Count | Percentage |
|----------------------------------|--------------|--------------|
| Oconee | 3 | 0.1 |
| Oglethorpe | 1 | 0.0 |
| Paulding | 9 | 0.3 |
| Peach | 13 | 0.4 |
| Pike | 257 | 7.4 |
| Polk | 1 | 0.0 |
| Pulaski | 1 | 0.0 |
| Putnam | 32 | 0.9 |
| Richmond | 7 | 0.2 |
| Rockdale | 39 | 1.1 |
| Spalding | 365 | 10.5 |
| Stephens | 2 | 0.1 |
| Sumter | 5 | 0.1 |
| Talbot | 6 | 0.2 |
| Taylor | 3 | 0.1 |
| Telfair | 2 | 0.1 |
| Terrell | 3 | 0.1 |
| Tift | 1 | 0.0 |
| Troup | 18 | 0.5 |
| Twiggs | 3 | 0.1 |
| Upson | 279 | 8.1 |
| Walton | 17 | 0.5 |
| Ware | 1 | 0.0 |
| Warren | 1 | 0.0 |
| Washington | 1 | 0.0 |
| Wilkes | 3 | 0.1 |
| Wilkinson | 1 | 0.0 |
| Gordon State CollegeTotal | 3,464 | 100.0 |

South Georgia State College

| County Origin in Georgia | Count | Percentage |
|--------------------------|-------|------------|
| Appling | 101 | 4.5 |

University System of Georgia
In-State Student Enrollment Count
by Academic Term and Student Type
Fall 2019

Student Type :All


Special Cohort :All

| County Origin in Georgia | Count | Percentage |
|--------------------------|-------|------------|
| Atkinson | 75 | 3.4 |
| Bacon | 89 | 4.0 |
| Baker | 1 | 0.0 |
| Baldwin | 2 | 0.1 |
| Banks | 1 | 0.0 |
| Barrow | 5 | 0.2 |
| Bartow | 1 | 0.0 |
| Ben Hill | 26 | 1.2 |
| Berrien | 11 | 0.5 |
| Bibb | 11 | 0.5 |
| Brantley | 54 | 2.4 |
| Brooks | 7 | 0.3 |
| Bryan | 1 | 0.0 |
| Bulloch | 2 | 0.1 |
| Camden | 5 | 0.2 |
| Candler | 1 | 0.0 |
| Carroll | 1 | 0.0 |
| Charlton | 21 | 0.9 |
| Chatham | 6 | 0.3 |
| Cherokee | 6 | 0.3 |
| Clarke | 2 | 0.1 |
| Clay | 2 | 0.1 |
| Clayton | 17 | 0.8 |
| Clinch | 27 | 1.2 |
| Cobb | 17 | 0.8 |
| Coffee | 523 | 23.4 |
| Colquitt | 11 | 0.5 |
| Columbia | 3 | 0.1 |
| Cook | 8 | 0.4 |
| Coweta | 6 | 0.3 |
| Crisp | 2 | 0.1 |
| Decatur | 3 | 0.1 |

University System of Georgia
In-State Student Enrollment Count
by Academic Term and Student Type
Fall 2019

Student Type :All

Special Cohort :All



University System of Georgia In-State Student Enrollment Count by Academic Term and Student Type Fall 2019

Student Type :All

Special Cohort :All

| County Origin in Georgia | Count | Percentage |
|--------------------------|-------|------------|
| Macon | 2 | 0.1 |
| Marion | 1 | 0.0 |
| McIntosh | 2 | 0.1 |
| Meriwether | 3 | 0.1 |
| Monroe | 3 | 0.1 |
| Montgomery | 3 | 0.1 |
| Muscogee | 2 | 0.1 |
| Newton | 7 | 0.3 |
| Oglethorpe | 1 | 0.0 |
| Peach | 3 | 0.1 |
| Pierce | 178 | 8.0 |
| Polk | 1 | 0.0 |
| Pulaski | 1 | 0.0 |
| Rabun | 1 | 0.0 |
| Randolph | 1 | 0.0 |
| Richmond | 7 | 0.3 |
| Rockdale | 8 | 0.4 |
| Screven | 1 | 0.0 |
| Seminole | 2 | 0.1 |
| Spalding | 2 | 0.1 |
| Stewart | 1 | 0.0 |
| Sumter | 24 | 1.1 |
| Tattnall | 1 | 0.0 |
| Taylor | 2 | 0.1 |
| Telfair | 13 | 0.6 |
| Terrell | 4 | 0.2 |
| Thomas | 14 | 0.6 |
| Tift | 13 | 0.6 |
| Toombs | 2 | 0.1 |
| Troup | 4 | 0.2 |
| Turner | 9 | 0.4 |
| Twiggs | 1 | 0.0 |

University System of Georgia
 In-State Student Enrollment Count
 by Academic Term and Student Type
 Fall 2019

Student Type :All

Special Cohort :All

| County Origin in Georgia | Count | Percentage |
|------------------------------------|---------------|--------------|
| Walton | 5 | 0.2 |
| Ware | 384 | 17.2 |
| Wayne | 54 | 2.4 |
| Webster | 1 | 0.0 |
| Wheeler | 3 | 0.1 |
| White | 1 | 0.0 |
| Whitfield | 5 | 0.2 |
| Wilcox | 2 | 0.1 |
| Wilkinson | 1 | 0.0 |
| Worth | 6 | 0.3 |
| South Georgia State College | 2,238 | 100.0 |
| State Colleges | 39,326 | 14.9 |
| System Total | | |

University System of Georgia
In-State Student Enrollment Count
by Academic Term and Student Type
Fall 2019

Step: AI SpecialCb AI

SecSny

ResachUbs



University System of Georgia In-State Student Enrollment Count by Academic Term and Student Type Fall 2019

| Student Type | AI | Special Cb | AI |
|--------------|--------|------------|---------|
| Orig | ic Des | Cb | Percent |
| Cay | | 3 | 0.0 |
| Cbp | | 1,673 | 1.9 |
| Cbn | | 19 | 0.0 |
| Cbb | | 8,058 | 9.0 |
| Cbe | | 110 | 0.1 |
| Cbj | | 97 | 0.1 |
| Cbn | | 3,040 | 3.4 |
| Cb | | 25 | 0.0 |
| Cca | | 878 | 1.0 |
| Cad | | 14 | 0.0 |
| Cp | | 46 | 0.1 |
| Dade | | 20 | 0.0 |
| Dad | | 104 | 0.1 |
| Decab | | 173 | 0.2 |
| Decab | | 9,799 | 10.9 |
| Ddg | e | 30 | 0.0 |
| Ddp | | 18 | 0.0 |
| Ddj | aj | 282 | 0.3 |
| Ddj | as | 920 | 1.0 |
| Eaj | | 23 | 0.0 |
| Ecb | | 7 | 0.0 |
| Ecj | am | 232 | 0.3 |
| Ebet | | 89 | 0.1 |
| Ead | | 51 | 0.1 |
| Eas | | 44 | 0.0 |
| Fah | | 71 | 0.1 |
| Fayt | | 1,653 | 1.8 |
| Fj | | 344 | 0.4 |
| Fj | | 2,993 | 3.3 |
| Fak | | 90 | 0.1 |
| Fb | | 19,138 | 21.3 |
| Gbr | | 79 | 0.1 |

e

University System of Georgia In-State Student Enrollment Count by Academic Term and Student Type Fall 2019

Student Type: AI Special Ed AI

| Orig | iCt | Desp | Ct | Pctg |
|------|-----|------|----|------|
|------|-----|------|----|------|

e

Glasc

25 99ok

University System of Georgia In-State Student Enrollment Count by Academic Term and Student Type Fall 2019

| Student Type | AI | Special Cb | AI |
|--------------|---------------|------------|------------|
| Orig | Academic Desc | Cb | Percentage |
| Maco | | 24 | 0.0 |
| Mada | | 178 | 0.2 |
| Mab | | 14 | 0.0 |
| McDa | | 180 | 0.2 |
| Mclb | | 19 | 0.0 |
| Mebr | | 32 | 0.0 |
| Mbr | | 18 | 0.0 |
| Mtal | | 51 | 0.1 |
| Mo | | 116 | 0.1 |
| Moy | oy | 14 | 0.0 |
| Moj | an | 221 | 0.2 |
| May | | 66 | 0.1 |
| Mog | ee | 801 | 0.9 |
| Netw | | 1,092 | 1.2 |
| Ocoe | | 1,063 | 1.2 |
| Og | ep | 72 | 0.1 |
| Padg | | 564 | 0.6 |
| Peach | | 65 | 0.1 |
| Pckb | | 72 | 0.1 |
| Pcce | | 62 | 0.1 |
| Pk | | 71 | 0.1 |
| Pk | | 73 | 0.1 |
| Pkb | | 35 | 0.0 |
| Pam | | 78 | 0.1 |
| Qim | | 2 | 0.0 |
| Rabu | | 54 | 0.1 |
| Radp | | 11 | 0.0 |
| Rctb | | 2,010 | 2.2 |
| Rclab | | 1,114 | 1.2 |
| Schy | | 10 | 0.0 |
| Scen | | 28 | 0.0 |
| Sebn | | 14 | 0.0 |

e

University System of Georgia In-State Student Enrollment Count by Academic Term and Student Type Fall 2019

| Student Type | AI | Special Cb | AI |
|--------------|--------|------------|---------|
| Orig | ic Des | Co | Percent |
| Splty | | 214 | 0.2 |
| Sepa | | 79 | 0.1 |
| Seant | | 4 | 0.0 |
| Star | | 101 | 0.1 |
| Tabb | | 11 | 0.0 |
| Tableo | | 2 | 0.0 |
| Tabl | | 44 | 0.0 |
| Tabp | | 14 | 0.0 |
| Tebr | | 17 | 0.0 |
| Teel | | 8 | 0.0 |
| Tas | | 172 | 0.2 |
| Tit | | 162 | 0.2 |
| Tbs | | 109 | 0.1 |
| Tav | | 26 | 0.0 |
| Teln | | 8 | 0.0 |
| Tp | | 247 | 0.3 |
| Ter | | 8 | 0.0 |
| Tty | g | s 10 | 0.0 |
| Uo | | 64 | 0.1 |
| Up | | 87 | 0.1 |
| Wakr | | 123 | 0.1 |
| Wab | | 929 | 1.0 |
| Wae | | 71 | 0.1 |
| Wan | | 28 | 0.0 |
| Waly | b | 91 | 0.1 |
| Wap | | 80 | 0.1 |
| Webr | | 4 | 0.0 |
| Wber | | 9 | 0.0 |
| Wb | | 73 | 0.1 |
| Wbd | | 361 | 0.4 |
| Wtø | | 14 | 0.0 |
| Wks | | 44 | 0.0 |

e

University System of Georgia
In-State Student Enrollment Count
by Academic Term and Student Type
Fall 2019

Student Type: AI Special Cb AI

| Orig | ic | Desp | Cb |
|------|----|------|----|
|------|----|------|----|

University System of Georgia In-State Student Enrollment Count by Academic Term and Student Type Fall 2019

| Student Type | AI | Special | AI |
|--------------|--------|---------|---------|
| Orig | ic Des | Co | Percent |
| Cbe | | 4,247 | 5.6 |
| Cbk | | 341 | 0.5 |
| Clay | | 10 | 0.0 |
| Clp | | 917 | 1.2 |
| Cbh | | 48 | 0.1 |
| Cbb | | 10,001 | 13.3 |
| Cbe | | 251 | 0.3 |
| Clj | | 323 | 0.4 |
| Cbn | | 1,052 | 1.4 |
| Cb | | 165 | 0.2 |
| Coa | | 2,009 | 2.7 |
| Calv | | 19 | 0.0 |
| Cp | | 119 | 0.2 |
| Dade | | 31 | 0.0 |
| Dav | | 86 | 0.1 |
| Decat | | 132 | 0.2 |
| Dekb | | 3,027 | 4.0 |
| Ddg | e | 87 | 0.1 |
| Dp | | 38 | 0.1 |
| Dg | aj | 358 | 0.5 |
| Dg | as | 1,849 | 2.5 |
| Ealy | | 61 | 0.1 |
| Ecb | | 12 | 0.0 |
| Ety | am | 1,156 | 1.5 |
| Ebet | | 47 | 0.1 |
| Enal | | 145 | 0.2 |
| Ers | | 141 | 0.2 |
| Fah | | 61 | 0.1 |
| Faye | | 1,405 | 1.9 |
| Fj | | 552 | 0.7 |
| Fp | | | |

e

University System of Georgia
In-State Student Enrollment Count
by Academic Term and Student Type
Fall 2019

Step 1:

AI

SpclCb

AI

Orig

icDesig

03 -122.60.906 0.898 0.898 g

185.35 -00

University System of Georgia In-State Student Enrollment Count by Academic Term and Student Type Fall 2019

| Student Type | AI | Special Ed | AI |
|---------------|-------|------------|------------|
| Orig | Count | Count | Percentage |
| Undergraduate | | 1,943 | 2.6 |
| Graduate | | 69 | 0.1 |
| Master's | | 25 | 0.0 |
| Doctoral | | 84 | 0.1 |
| Other | | 19 | 0.0 |

e

University System of Georgia In-State Student Enrollment Count by Academic Term and Student Type Fall 2019

| Student Type | AI | Special | AI |
|--------------|------|---------|------------|
| Orig | Desc | Count | Percentage |
| Scen | | 153 | 0.2 |
| Seln | | 40 | 0.1 |
| Spdy | | 214 | 0.3 |
| Seps | | 94 | 0.1 |
| Seat | | 6 | 0.0 |
| Star | | 151 | 0.2 |
| Tabo | | 14 | 0.0 |
| Tableo | | 4 | 0.0 |
| Tabl | | 219 | 0.3 |
| Tabp | | 34 | 0.0 |
| Tebr | | 45 | 0.1 |
| Teel | | 32 | 0.0 |
| Tbs | | 439 | 0.6 |
| Tft | | 313 | 0.4 |
| Tbs | | 276 | 0.4 |
| Tav | | 35 | 0.0 |
| Teln | | 42 | 0.1 |
| Tp | | 416 | 0.6 |
| Tor | | 51 | 0.1 |
| Tty | g | s 25 | 0.0 |
| Ub | | 59 | 0.1 |
| Up | | 128 | 0.2 |
| Wabr | | 207 | 0.3 |
| Wab | | 535 | 0.7 |
| Wae | | 202 | 0.3 |
| Wan | | 22 | 0.0 |
| Waly | b | 133 | 0.2 |
| Wap | | 239 | 0.3 |
| Webr | | 14 | 0.0 |
| Wber | | 13 | 0.0 |
| Wb | | 42 | 0.1 |
| Wbd | | 381 | 0.5 |

e

University System of Georgia In-State Student Enrollment Count by Academic Term and Student Type Fall 2019

| Student Type | AI | Special Cb | AI |
|--------------------|---------------|---------------|-------------|
| Orig | icj Desb | Cb | Percent |
| Wb | | 26 | 0.0 |
| Wks | | 35 | 0.0 |
| Wb | | 31 | 0.0 |
| Wb | | 79 | 0.1 |
| State Unibs | - Totl | 75,301 | 28.6 |

State Unibs

| Orig | icj Desb | Cb | Percent |
|--------|----------|-------|---------|
| Aby | | 61 | 0.1 |
| Ab | | 27 | 0.0 |
| Baco | | 18 | 0.0 |
| Bakr | | 24 | 0.0 |
| Baldw | | 443 | 0.7 |
| Balb | | 190 | 0.3 |
| Baov | | 660 | 1.1 |
| Batv | | 144 | 0.2 |
| BerHI | | 57 | 0.1 |
| Been | | 21 | 0.0 |
| Bbb | | 2,258 | 3.8 |
| Becky | | 192 | 0.3 |
| Baby | | 22 | 0.0 |
| Bb | | 31 | 0.1 |
| Bgn | | 116 | 0.2 |
| Bbh | | 104 | 0.2 |
| Bb | | 65 | 0.1 |
| Bb | | 118 | 0.2 |
| Cab | | 77 | 0.1 |
| Carden | | 62 | 0.1 |
| Cardr | | 13 | 0.0 |
| Cab | | 193 | 0.3 |
| Ca | | 59 | 0.1 |
| Ch | | 16 | 0.0 |
| Cham | | 1,363 | 2.3 |

University System of Georgia
In-State Student Enrollment Count
by Academic Term and Student Type
Fall 2019

Step: AI SpecialCb AI



University System of Georgia
In-State Student Enrollment Count
by Academic Term and Student Type
Fall 2019

State: AI Special: AI

Org

ic Desb

Co

University System of Georgia In-State Student Enrollment Count by Academic Term and Student Type Fall 2019

| Student Type | AI | Special Cb | AI |
|--------------|----------------------|------------|------------|
| Orig | Academic Description | Count | Percentage |
| Lg | | 12 | 0.0 |
| Ldes | | 181 | 0.3 |
| Lpn | | 465 | 0.8 |
| Maco | | 128 | 0.2 |
| Madb | | 78 | 0.1 |
| Mab | | 101 | 0.2 |
| McDb | | 77 | 0.1 |
| Mclb | | 111 | 0.2 |
| Meabr | | 102 | 0.2 |
| Mbr | | 34 | 0.1 |
| Mtbl | | 215 | 0.4 |
| Me | | 276 | 0.5 |
| Mty | oy | 28 | 0.0 |
| Mty | an | 152 | 0.3 |
| May | | 47 | 0.1 |
| Mty | ee | 3,020 | 5.1 |
| Netv | | 558 | 0.9 |
| Ocoe | | 724 | 1.2 |
| Og | bp | 140 | 0.2 |
| Padty | | 298 | 0.5 |
| Peach | | 502 | 0.8 |
| Pckb | | 115 | 0.2 |
| Pece | | 27 | 0.0 |
| Plk | | 88 | 0.1 |
| Plb | | 27 | 0.0 |
| Plk | | 146 | 0.2 |
| Ptm | | 156 | 0.3 |
| Qtm | | 10 | 0.0 |
| Rabu | | 83 | 0.1 |
| Radp | | 83 | 0.1 |
| Rctb | | 390 | 0.7 |
| Rclab | | 522 | 0.9 |

e

University System of Georgia In-State Student Enrollment Count by Academic Term and Student Type Fall 2019

| Student Type | AI | Special | AI |
|--------------|--------|---------|---------|
| Orig | ic Des | Co | Percent |
| Schy | | 114 | 0.2 |
| Sceen | | 13 | 0.0 |
| Setn | | 39 | 0.1 |
| Spcty | | 270 | 0.5 |
| Sees | | 141 | 0.2 |
| Seat | | 44 | 0.1 |
| Str | | 447 | 0.8 |
| Tabb | | 61 | 0.1 |
| Tableo | | 6 | 0.0 |
| Tabl | | 43 | 0.1 |
| Tabp | | 107 | 0.2 |
| Telar | | 75 | 0.1 |
| Teel | | 166 | 0.3 |
| Tas | | 172 | 0.3 |
| Tit | | 172 | 0.3 |
| Tbs | | 102 | 0.2 |
| Tav | | 42 | 0.1 |
| Teln | | 44 | 0.1 |
| Tp | | 376 | 0.6 |
| Tar | | 41 | 0.1 |
| Tty | g | s 85 | 0.1 |
| Ub | | 117 | 0.2 |
| Up | | 121 | 0.2 |
| Wakr | | 61 | 0.1 |
| Wab | | 760 | 1.3 |
| Wae | | 72 | 0.1 |
| Wan | | 25 | 0.0 |
| Waly | b | 147 | 0.2 |
| Wap | | 44 | 0.1 |
| Weber | | 17 | 0.0 |
| Wbeer | | 30 | 0.1 |
| Wb | | 316 | 0.5 |

e

University System of Georgia In-State Student Enrollment Count by Academic Term and Student Type Fall 2019

| Student Type | AI | Special Cb | AI | |
|--------------------|--------------|------------|---------------|-------------|
| Orig | ic | Desp | Cb | Percent |
| Wbt | | | 112 | 0.2 |
| Wb | | | 61 | 0.1 |
| Wks | | | 52 | 0.1 |
| Wb | | | 125 | 0.2 |
| Wb | | | 159 | 0.3 |
| State Unibs | - Tot | | 59,323 | 22.5 |

| State Cbg | | | es | |
|-----------|----|------|-----|---------|
| Orig | ic | Desp | Cb | Percent |
| Aj | | | 155 | 0.4 |
| Ab | | | 126 | 0.3 |
| Baco | | | 105 | 0.3 |
| Bakr | | | 5 | 0.0 |
| Baltiv | | | 37 | 0.1 |
| Bals | | | 10 | 0.0 |
| Bapv | | | 458 | 1.2 |
| Batv | | | 986 | 2.5 |
| BerHI | | | 117 | 0.3 |
| Ber | | | 79 | 0.2 |
| Bbb | | | 217 | 0.6 |
| Becky | | | 11 | |

0.2 State Cbg es nr ET 0.906 0.898 Ber 1 0.270 0.271 0.271 0.278.

University System of Georgia In-State Student Enrollment Count by Academic Term and Student Type Fall 2019

| Student Type | AI | Special | AI |
|--------------|------|---------|------------|
| Orig | Desc | Count | Percentage |
| Calb | | 282 | 0.7 |
| Calbe | | 1 | 0.0 |
| Calj | a | 145 | 0.4 |
| Calr | | 387 | 1.0 |
| Calz | | 120 | 0.3 |
| Clay | | 8 | 0.0 |
| Clbj | | 638 | 1.6 |
| Clbh | | 39 | 0.1 |
| Clbb | | 1,655 | 4.2 |
| Clbe | | 597 | 1.5 |
| Clj | | 263 | 0.7 |
| Clra | | 255 | 0.6 |
| Clr | | 99 | 0.3 |
| Clz | | 130 | 0.3 |
| Clzr | | 12 | 0.0 |
| Cpj | | 37 | 0.1 |
| Dade | | 44 | 0.1 |
| Dadr | | 12 | 0.0 |
| Decat | | 282 | 0.7 |
| Dekb | | 1,007 | 2.6 |
| Ddg | e | 25 | 0.1 |
| Ddj | | 23 | 0.1 |
| Ddj | bj | 97 | 0.2 |
| Ddj | bs | 420 | 1.1 |
| Ealy | | 98 | 0.2 |
| Ecb | | 5 | 0.0 |
| Ectj | am | 150 | 0.4 |
| Ebet | | 12 | 0.0 |
| Eael | | 206 | 0.5 |
| Ears | | 51 | 0.1 |
| Fah | | 49 | 0.1 |
| Fayt | | 162 | 0.4 |

e

University System of Georgia In-State Student Enrollment Count by Academic Term and Student Type Fall 2019

| Student Type | AI | Special | AI |
|--------------|-------|---------|------------|
| Orig | Count | Count | Percentage |
| Fj | | 947 | 2.4 |
| Fj | | 135 | 0.3 |
| Fak | | 15 | 0.0 |
| Fb | | 1,793 | 4.6 |
| Gbr | | 185 | 0.5 |
| Gasck | | 4 | 0.0 |
| Gj | | 1,359 | 3.5 |
| Gdo | | 579 | 1.5 |
| Gady | | 77 | 0.2 |
| Geea | | 20 | 0.1 |
| Giat | | 9,916 | 25.2 |
| Habeam | | 16 | 0.0 |
| Hal | | 143 | 0.4 |
| Hack | | 8 | 0.0 |
| Haab | | 26 | 0.1 |
| Hab | | 18 | 0.0 |
| Hat | | 13 | 0.0 |
| Head | | 9 | 0.0 |
| Heg | | 1,138 | 2.9 |
| Hib | | 129 | 0.3 |

e

University System of Georgia In-State Student Enrollment Count by Academic Term and Student Type Fall 2019

| Student Type | AI | Special | AI |
|--------------|----|---------|---------|
| Orig | ic | Co | Percent |
| Lbey | | 114 | 0.3 |
| Lbb | | 10 | 0.0 |
| Lcj | | 42 | 0.1 |
| Lds | | 175 | 0.4 |
| Ljn | | 9 | 0.0 |
| Maco | | 7 | 0.0 |
| Mads | | 15 | 0.0 |
| Mab | | 11 | 0.0 |
| McDb | | 45 | 0.1 |
| Mclb | | 106 | 0.3 |
| Meabr | | 46 | 0.1 |
| Mbr | | 46 | 0.1 |
| Mtbl | | 83 | 0.2 |
| Me | | 150 | 0.4 |
| Mty | oy | 34 | 0.1 |
| Mgy | an | 21 | 0.1 |
| May | | 571 | 1.5 |
| Mcy | ee | 54 | 0.1 |
| Nbtv | | 279 | 0.7 |
| Ocoe | | 24 | 0.1 |
| Og | bp | 13 | 0.0 |
| Paldy | | 517 | 1.3 |
| Peach | | 35 | 0.1 |
| Pckb | | 51 | 0.1 |
| Pece | | 218 | 0.6 |
| Pk | | 275 | 0.7 |
| Pb | | 287 | 0.7 |
| Pak | | 11 | 0.0 |
| Pam | | 50 | 0.1 |
| Qim | | 3 | 0.0 |
| Rabu | | 13 | 0.0 |
| Radp | | 9 | 0.0 |

e

University System of Georgia In-State Student Enrollment Count by Academic Term and Student Type Fall 2019

| Student Type | AI | Special | AI |
|--------------|--------|---------|---------|
| Orig | ic Des | Co | Percent |
| Rctn | | 375 | 1.0 |
| Rctab | | 252 | 0.6 |
| Scby | | 5 | 0.0 |
| Scen | | 101 | 0.3 |
| Sebn | | 52 | 0.1 |
| Spdy | | 386 | 1.0 |
| Spes | | 14 | 0.0 |
| Seat | | 2 | 0.0 |
| Stm | | 46 | 0.1 |
| Tabb | | 9 | 0.0 |
| Tableo | | 1 | 0.0 |
| Tabl | | 119 | 0.3 |
| Tabp | | 10 | 0.0 |
| Tebr | | 34 | 0.1 |
| Teel | | 11 | 0.0 |
| Tas | | 112 | 0.3 |
| Tit | | 535 | 1.4 |
| Tbs | | 129 | 0.3 |
| Tsv | | 7 | 0.0 |
| Teln | | 36 | 0.1 |

e

University System of Georgia
In-State Student Enrollment Count
by Academic Term and Student Type
Fall 2019

Student Type: AI Special Cb AI

| Orig | ic | Desp | Cb |
|------|----|------|----|
|------|----|------|----|