

# University System of Georgia In-State Student Enrollment Count by Academic Term and Student Type Fall 2015

Student Type : All

Special Cohort : All

## Institution Summary

### Research Universities

#### Augusta University

County Origin in Georgia	Count	Percentage
Appling	6	0.1
Atkinson	1	0.0
Bacon	1	0.0
Baker	1	0.0
Baldwin	22	0.3
Banks	6	0.1
Barrow	25	0.4
Bartow	11	0.2
Ben Hill	4	0.1
Berrien	4	0.1
Bibb	66	0.9
Bleckley	7	0.1
Brantley	2	0.0
Bryan	11	0.2
Bulloch	33	0.5
Burke	81	1.2
Butts	2	0.0
Calhoun	1	0.0
Camden	15	0.2
Candler	5	0.1
Carroll	17	0.2
Catoosa	7	0.1
Chatham	75	1.1
Chattooga	2	0.0
Cherokee	57	0.8
Clarke	144	2.0
Clayton	43	0.6
Cobb	302	4.3

Bacon

2

**University System of Georgia  
In-State Student Enrollment Count  
by Academic Term and Student Type  
Fall 2015**

**Student Type : All**



**University System of Georgia  
In-State Student Enrollment Count  
by Academic Term and Student Type  
Fall 2015**

**Student Type : All**

**Special Cohort : All**

County Origin in Georgia	Count	Percentage
Miller	1	0.0
Mitchell	2	0.0
Monroe	8	0.1
Montgomery	4	0.1
Morgan	9	0.1
Muscogee	46	0.7
Newton	29	0.4
Oconee	48	0.7
Oglethorpe	7	0.1
Paulding	25	0.4
Peach	6	0.1
Pickens	5	0.1
Pierce	5	0.1
Pike	3	0.0
Polk	3	0.0
Pulaski	3	0.0
Putnam	15	0.2
Rabun	2	0.0
Richmond	1,659	23.6
Rockdale	36	0.5
Screven	9	0.1
Seminole	2	0.0
Spalding	10	0.1
Stephens	6	0.1
Stewart	1	0.0
Sumter	5	0.1
Taliaferro	2	0.0
Tattnall	3	0.0
Taylor	2	0.0
Telfair	2	0.0
Terrell	1	0.0
Thomas	12	0.2

# University System of Georgia In-State Student Enrollment Count by Academic Term and Student Type Fall 2015

**Student Type : All**

**Special Cohort : All**

County Origin in Georgia	Count	Percentage
Tift	9	0.1
Toombs	7	0.1
Towns	2	0.0
Treutlen	5	0.1
Troup	16	0.2
Turner	1	0.0
Twiggs	2	0.0
Union	6	0.1
Upson	5	0.1
Walker	10	0.1
Walton	43	0.6
Ware	3	0.0
Warren	17	0.2
Washington	33	0.5
Wayne	8	0.1
Wheeler	1	0.0
White	4	0.1
Whitfield	17	0.2
Wilcox	1	0.0
Wilkes	32	0.5
Wilkinson	9	0.1
Worth	4	0.1
<b>Augusta University Total</b>	<b>7,030</b>	<b>100.0</b>

## Georgia Institute of Technology

County Origin in Georgia	Count	Percentage
Appling	1	0.0
Baldwin	13	0.1
Banks	2	0.0
Barrow	26	0.2
Bartow	49	0.5
Ben Hill	5	0.0

# University System of Georgia In-State Student Enrollment Count by Academic Term and Student Type Fall 2015

**Student Type : All**

**Special Cohort : All**

County Origin in Georgia	Count	Percentage
Berrien	2	0.0
Bibb	85	0.8
Bleckley	5	0.0
Brantley	2	0.0
Bryan	35	0.3
Bulloch	46	0.4
Burke	2	0.0
Butts	3	0.0
Calhoun	1	0.0
Camden	25	0.2
Candler	1	0.0
Carroll	66	0.6
Catoosa	30	0.3
Charlton	1	0.0
Chatham	179	1.7
Chattooga	8	0.1
Cherokee	327	3.1
Clarke	50	0.5
Clayton	106	1.0
Clinch	1	0.0
Cobb	1,374	13.0
Coffee	6	0.1
Colquitt	5	0.0
Columbia	188	1.8
Cook	3	0.0
Coweta	129	1.2
Crawford	2	0.0
Crisp	4	0.0
Dade	8	0.1
Dawson	9	0.1
Decatur	19	0.2
Dekalb	887	8.4

# University System of Georgia In-State Student Enrollment Count by Academic Term and Student Type Fall 2015

**Student Type : All**

**Special Cohort : All**

County Origin in Georgia	Count	Percentage
Dodge	5	0.0
Dooly	1	0.0
Dougherty	31	0.3
Douglas	82	0.8
Early	3	0.0
Effingham	34	0.3
Elbert	5	0.0
Emanuel	10	0.1
Evans	7	0.1
Fannin	8	0.1
Fayette	334	3.2
Floyd	64	0.6
Forsyth	384	3.6
Franklin	7	0.1
Fulton	2,503	23.7
Gilmer	2	0.0
Glascocock	1	0.0
Glynn	50	0.5
Gordon	17	0.2
Grady	6	0.1
Greene	2	0.0
Gwinnett	1,824	17.3
Habersham	20	0.2
Hall	134	1.3
Hancock	2	0.0
Haralson	9	0.1
Harris	16	0.2
Hart	6	0.1
Heard	1	0.0
Henry	186	1.8
Houston	127	1.2
Irwin	4	0.0

**University System of Georgia  
In-State Student Enrollment Count  
by Academic Term and Student Type  
Fall 2015**

**Student Type : All**



**University System of Georgia  
In-State Student Enrollment Count  
by Academic Term and Student Type  
Fall 2015**

**Student Type : All**

**Special Cohort : All**

County Origin in Georgia	Count	Percentage
Pike	12	0.1
Polk	5	0.0
Putnam	6	0.1
Quitman	1	0.0
Rabun	8	0.1
Richmond	75	0.7
Rockdale	54	0.5
Schley	2	0.0
Screven	3	0.0
Spalding	16	0.2
Stephens	4	0.0
Sumter	5	0.0
Tattnall	1	0.0
Taylor	1	0.0
Telfair	1	0.0
Terrell	2	0.0
Thomas	19	0.2
Tift	12	0.1
Toombs	14	0.1
Towns	4	0.0
Troup	44	0.4
Turner	2	0.0
Twiggs	3	0.0
Union	8	0.1
Upson	9	0.1
Walker	18	0.2
Walton	45	0.4
Ware	10	0.1
Warren	2	0.0
Washington	11	0.1
Wayne	7	0.1
White	14	0.1

**University System of Georgia  
In-State Student Enrollment Count  
by Academic Term and Student Type  
Fall 2015**

**Student Type : All**

**Special Cohort : All**

County Origin in Georgia	Count	Percentage
Whitfield	59	0.6
Wilkes	5	0.0
Worth	2	0.0
<b>Georgia Institute of Technology Total</b>	<b>10,559</b>	<b>100.0</b>

**Georgia State University**

**University System of Georgia  
In-State Student Enrollment Count  
by Academic Term and Student Type  
Fall 2015**

**Student Type :**

# University System of Georgia In-State Student Enrollment Count by Academic Term and Student Type Fall 2015

**Student Type : All**

**Special Cohort : All**

9,870

County Origin in Georgia	Count	Percentage
Fulton	9,870	22.0
Gilmer	18:4 ulton	

**University System of Georgia  
In-State Student Enrollment Count  
by Academic Term and Student Type  
Fall 2015**

Student Type : All

Special Cohort : All

78

**University System of Georgia  
In-State Student Enrollment Count  
by Academic Term and Student Type  
Fall 2015**

**Student Type : All**

**Special Cohort : All**

County Origin in Georgia	Count	Percentage
Spalding	99	0.2
Stephens	14	0.0
Stewart	2	0.0
Sumter	18	0.0
Talbot	5	0.0
Tattnall	2	0.0
Taylor	4	0.0
Telfair	2	0.0
Terrell	4	0.0
Thomas	23	0.1
Tift	32	0.1
Toombs	12	0.0
Towns	3	0.0
Treutlen	2	0.0
Troup	65	0.1
Turner	6	0.0
Twiggs	3	0.0
Union	3	0.0
Upson	12	0.0
Walker	9	0.0
Walton	700	1.6
Ware	9	0.0
Warren	5	0.0
Washington	13	0.0
Wayne	5	0.0
Webster	1	0.0
White	13	0.0
Whitfield	62	0.1
Wilcox	2	0.0
Wilkes	10	0.0
Wilkinson	3	0.0
Worth	4	0.0

# University System of Georgia In-State Student Enrollment Count by Academic Term and Student Type Fall 2015

**Student Type : All**

**Special Cohort : All**

County Origin in Georgia	Count	Percentage
<b>Georgia State University Total</b>	<b>44,783</b>	<b>100.0</b>

## University of Georgia

County Origin in Georgia	Count	Percentage
Appling	25	0.1
Atkinson	6	0.0
Bacon	7	0.0
Baker	5	0.0
Baldwin	86	0.3
Banks	31	0.1
Barrow	235	0.8
Bartow	163	0.6
Ben Hill	6	0.0
Berrien	11	0.0
Bibb	322	1.1
Bleckley	27	0.1
Brantley	15	0.1
Brooks	8	0.0
Bryan	91	0.3
Bulloch	125	0.4
Burke	22	0.1
Butts	18	0.1
Calhoun	5	0.0
Camden	89	0.3
Candler	14	0.0
Carroll	178	0.6
Catoosa	88	0.3
Charlton	11	0.0
Chatham	466	1.6
Chattahoochee	2	0.0
Chattooga	14	0.0
Cherokee	734	2.5

**University System of Georgia  
In-State Student Enrollment Count  
by Academic Term and Student Type  
Fall 2015**



# University System of Georgia In-State Student Enrollment Count by Academic Term and Student Type Fall 2015

**Student Type : All**

**Special Cohort : All**

County Origin in Georgia	Count	Percentage
Gilmer	37	0.1
Glascock	8	0.0
Glynn	162	0.6
Gordon	94	0.3
Grady	42	0.1
Greene	43	0.1
Gwinnett	4,546	15.5
Habersham	73	0.2
Hall	503	1.7
Hancock	7	0.0
Haralson	33	0.1
Harris	82	0.3
Hart	67	0.2
Heard	30	0.1
Henry	456	1.6
Houston	364	1.2
Irwin	19	0.1
Jackson	290	1.0
Jasper	11	0.0
Jeff Davis	15	0.1
Jefferson	29	0.1
Jenkins	9	0.0
Johnson	11	0.0
Jones	39	0.1
Lamar	17	0.1
Lanier	4	0.0
Laurens	75	0.3
Lee	106	0.4
Liberty	54	0.2
Lincoln	24	0.1
Long	4	0.0
Lowndes	232	0.8



# University System of Georgia In-State Student Enrollment Count by Academic Term and Student Type Fall 2015

**Student Type : All**

**Special Cohort : All**

County Origin in Georgia	Count	Percentage
Seminole	16	0.1
Spalding	103	0.4
Stephens	51	0.2
Stewart	2	0.0
Sumter	33	0.1
Talbot	6	0.0
Tattnall	24	0.1
Taylor	4	0.0
Telfair	5	0.0
Terrell	10	0.0
Thomas	92	0.3
Tift	112	0.4
Toombs	35	0.1
Towns	19	0.1
Treutlen	3	0.0
Troup	117	0.4
Turner	13	0.0
Twiggs	4	0.0
Union	43	0.1
Upson	45	0.2
Walker	84	0.3
Walton	315	1.1
Ware	53	0.2
Washington	38	0.1
Wayne	37	0.1
Webster	2	0.0
Wheeler	5	0.0
White	50	0.2
Whitfield	211	0.7
Wilcox	6	0.0
Wilkes	22	0.1
Wilkinson	7	0.0

# University System of Georgia In-State Student Enrollment Count by Academic Term and Student Type Fall 2015

**Student Type : All**

**Special Cohort : All**

County Origin in Georgia	Count	Percentage
Worth	12	0.0
<b>University of Georgia Total</b>	<b>29,354</b>	<b>100.0</b>
<b>Research Universities Total</b>	<b>91,726</b>	<b>34.0</b>

## Comprehensive Universities

### Georgia Southern University


County Origin in Georgia	Count	Percentage
Appling	119	0.5
Atkinson	10	0.0
Bacon	30	0.1
Baker	2	0.0



**University System of Georgia  
In-State Student Enrollment Count  
by Academic Term and Student Type  
Fall 2015**

**Student Type : All**

**Special Cohort : All**





**University System of Georgia  
In-State Student Enrollment Count  
by Academic Term and Student Type  
Fall 2015**

**Student Type : All**

**Special Cohort : All**

County Origin in Georgia	Count	Percentage
Screven	194	0.8
Seminole	12	0.0
Spalding	77	0.3
Stephens	24	0.1
Stewart	3	0.0
Sumter	55	0.2
Talbot	5	0.0
Tattnall	228	0.9
Taylor	26	0.1
Telfair	35	0.1
Terrell	9	0.0
Thomas	94	0.4
Tift	52	0.2
Toombs	196	0.8
Towns	6	0.0
Treutlen	33	0.1
Troup	81	0.3
Turner	5	0.0
Twiggs	8	0.0
Union	8	0.0
Upson	44	0.2
Walker	42	0.2
Walton	208	0.8
Ware	98	0.4
Warren	8	0.0
Washington	107	0.4
Wayne	169	0.7
Webster	1	0.0
Wheeler	16	0.1
White	13	0.1
Whitfield	72	0.3
Wilcox	12	0.0



# University System of Georgia In-State Student Enrollment Count by Academic Term and Student Type Fall 2015

**Student Type : All**

**Special Cohort : All**

County Origin in Georgia	Count	Percentage
Wilkes	26	0.1
Wilkinson	34	0.1
Worth	26	0.1
<b>Georgia Southern University Total</b>	<b>25,405</b>	<b>100.0</b>

## Kennesaw State University

County Origin in Georgia	Count	Percentage
Appling	5	0.0
Atkinson	1	0.0
Bacon	2	0.0
Baldwin	27	0.1
Banks	5	0.0
Barrow	116	0.4
Bartow	734	2.5
Ben Hill	6	0.0
Berrien	10	0.0
Bibb	129	0.4
Bleckley	7	0.0
Brantley	2	0.0
Bryan	37	0.1
Bulloch	43	0.1
Burke	7	0.0
Butts	22	0.1
Calhoun	3	0.0
Camden	23	0.1
Candler	1	0.0
Carroll	202	0.7
Catoosa	110	0.4
Charlton	5	0.0
Chatham	157	0.5
Chattahoochee	1	0.0
Chattooga	35	0.1

# University System of Georgia In-State Student Enrollment Count by Academic Term and Student Type Fall 2015

**Student Type : All**

**Special Cohort : All**

County Origin in Georgia	Count	Percentage
Cherokee	3,428	11.8
Clarke	120	0.4
Clayton	260	0.9
Clinch	1	0.0
Cobb	8,366	28.7
Coffee	20	0.1
Colquitt	23	0.1
Columbia	185	0.6
Cook	6	0.0
Coweta	395	1.4
Crawford	8	0.0
Crisp	6	0.0
Dade	13	0.0
Dawson	46	0.2
Decatur	16	0.1
Dekalb	1,333	4.6
Dodge	6	0.0
Dooly	5	0.0
Dougherty	121	0.4
Douglas	631	2.2
Early	4	0.0
Echols	1	0.0
Effingham	23	0.1
Elbert	11	0.0
Emanuel	6	0.0
Evans	4	0.0
Fannin	51	0.2
Fayette	597	2.0
Floyd	291	1.0
Forsyth	673	2.3
Franklin	16	0.1
Fulton	3,020	10.4

**University System of Georgia  
In-State Student Enrollment Count  
by Academic Term and Student Type  
Fall 2015**

**Student Type : All**

# University System of Georgia In-State Student Enrollment Count by Academic Term and Student Type Fall 2015

**Student Type : All**

**Special Cohort : All**

County Origin in Georgia	Count	Percentage
McDuffie	7	0.0
McIntosh	5	0.0
Meriwether	10	0.0
Mitchell	7	0.0
Monroe	17	0.1
Morgan	16	0.1
Murray	52	0.2
Muscogee	161	0.6
Newton	172	0.6
Oconee	47	0.2
Oglethorpe	5	0.0
Paulding	1,105	3.8
Peach	25	0.1
Pickens	121	0.4
Pierce	4	0.0
Pike	15	0.1
Polk	115	0.4
Pulaski	7	0.0
Putnam	6	0.0
Rabun	5	0.0
Randolph	4	0.0
Richmond	120	0.4
Rockdale	237	0.8
Schley	1	0.0
Screven	2	0.0
Seminole	2	0.0
Spalding	50	0.2
Stephens	30	0.1
Sumter	15	0.1
Talbot	2	0.0
Tattnall	4	0.0
Taylor	6	0.0

**University System of Georgia  
In-State Student Enrollment Count  
by Academic Term and Student Type  
Fall 2015**

**Student Type : All**

**Special Cohort : All**

County Origin in Georgia	Count	Percentage
Telfair	7	0.0
Terrell	3	0.0
Thomas	28	0.1
Tift	28	0.1
Toombs	18	0.1
Towns	12	0.0
Treutlen	1	0.0
Troup	57	0.2
Turner	1	0.0
Twiggs	3	0.0
Union	40	0.1
Upson	16	0.1
Walker	79	0.3
Walton	273	0.9
Ware	17	0.1
Warren	2	0.0
Washington	14	0.0
Wayne	6	0.0
Webster	1	0.0
Wheeler	1	0.0
White	29	0.1

**University System of Georgia  
In-State Student Enrollment Count  
by Academic Term and Student Type  
Fall 2015**

**Student Type : All**

**Special Cohort : All**

County Origin in Georgia	Count	Percentage
Baker	1	0.0
Baldwin	13	0.1
Banks	6	0.0
Barrow	44	0.4
Bartow	119	1.0
Ben Hill	3	0.0
Berrien	1	0.0
Bibb	80	0.7
Bleckley	2	0.0
Brooks	3	0.0
Bryan	11	0.1
Bulloch	9	0.1
Burke	2	0.0
Butts	13	0.1
Calhoun	3	0.0
Camden	9	0.1
Candler	1	0.0
Carroll	1,701	14.0
Catoosa	40	0.3
Chatham	22	0.2
Chattahoochee	1	0.0
Chattooga	30	0.2
Cherokee	182	1.5
Clarke	53	0.4
Clay	2	0.0
Clayton	358	2.9
Clinch	2	0.0
Cobb	836	6.9
Coffee	5	0.0
Colquitt	11	0.1
Columbia	38	0.3
Cook	2	0.0

**University System of Georgia  
In-State Student Enrollment Count  
by Academic Term and Student Type  
Fall 2015**

# University System of Georgia In-State Student Enrollment Count by Academic Term and Student Type Fall 2015

**Student Type : All**

**Special Cohort : All**

County Origin in Georgia	Count	Percentage
Hart	7	0.1
Heard	94	0.8
Henry	450	3.7
Houston	62	0.5
Irwin	2	0.0
Jackson	44	0.4
Jasper	7	0.1
Jeff Davis	1	0.0
Jefferson	6	0.0
Johnson	2	0.0
Jones	5	0.0
Lamar	13	0.1
Lanier	1	0.0
Laurens	8	0.1
Lee	3	0.0
Liberty	5	0.0
Long	3	0.0
Lowndes	15	0.1
Lumpkin	5	0.0
Macon	3	0.0
Madison	14	0.1
Marion	1	0.0
McDuffie	9	0.1
McIntosh	4	0.0
Meriwether	62	0.5
Mitchell		



**University System of Georgia  
In-State Student Enrollment Count  
by Academic Term and Student Type  
Fall 2015**

**Student Type : All**

**Special Cohort : All**

County Origin in Georgia	Count	Percentage
Oconee	24	0.2
Oglethorpe	2	0.0
Paulding	466	3.8
Peach	6	0.0
Pickens	9	0.1
Pierce	6	0.0
Pike	18	0.1
Polk	132	1.1
Putnam	6	0.0
Rabun	6	0.0
Randolph	6	0.0
Richmond	63	0.5
Rockdale	152	1.3
Schley	3	0.0
Screven	2	0.0
Seminole	2	0.0
Spalding	60	0.5
Stephens	4	0.0
Stewart	4	0.0
Sumter	7	0.1
Talbot	6	0.0
Tattnall	1	0.0
Taylor	3	0.0
Terrell	2	0.0
Thomas	18	0.1
Tift	6	0.0
Toombs	2	0.0
Towns	4	0.0
Treutlen	1	0.0
Troup	233	1.9
Turner	2	0.0
Twiggs	5	0.0

# University System of Georgia In-State Student Enrollment Count by Academic Term and Student Type Fall 2015

**Student Type : All**

**Special Cohort : All**

County Origin in Georgia	Count	Percentage
Union	6	0.0
Upson	28	0.2
Walker	71	0.6
Walton	78	0.6
Warren	5	0.0
Washington	4	0.0
Wayne	2	0.0
Webster	1	0.0
Wheeler	1	0.0
White	9	0.1
Whitfield	95	0.8
Wilkes	8	0.1
Wilkinson	3	0.0
Worth	8	0.1
<b>University of West Georgia Total</b>	<b>12,147</b>	<b>100.0</b>

## Valdosta State University

County Origin in Georgia	Count	Percentage
Appling	26	0.3
Atkinson	24	0.3
Bacon	24	0.3
Baker	5	0.1
Baldwin	44	0.5
Banks	1	0.0
Barrow	31	0.3
Bartow	29	0.3
Ben Hill	45	0.5
Berrien	138	1.5
Bibb	221	2.3
Bleckley	9	0.1
Brantley	14	0.1
Brooks	101	1.1

**University System of Georgia  
In-State Student Enrollment Count  
by Academic Term and Student Type  
Fall 2015**

**Student Type : All**

# University System of Georgia In-State Student Enrollment Count by Academic Term and Student Type Fall 2015

**Student Type : All**

**Special Cohort : All**

County Origin in Georgia	Count	Percentage
Douglas	71	0.8
Early	16	0.2
Echols	11	0.1
Effingham	35	0.4
Elbert	7	0.1
Emanuel	15	0.2
Evans	4	0.0
Fannin	6	0.1
Fayette	124	1.3
Floyd	27	0.3
Forsyth	68	0.7
Franklin	4	0.0
Fulton	474	5.0
Gilmer	9	0.1
Glascocock	1	0.0
Glynn	113	1.2
Gordon	6	0.1
Grady	65	0.7
Greene	10	0.1
Gwinnett	473	5.0
Habersham	5	0.1
Hall	51	0.5
Hancock	2	0.0
Haralson	6	0.1
Harris	20	0.2
Hart	4	0.0
Heard	3	0.0
Henry	281	3.0
Houston	233	2.5
Irwin	25	0.3
Jackson	24	0.3
Jasper	14	0.1

# University System of Georgia In-State Student Enrollment Count by Academic Term and Student Type Fall 2015

**Student Type : All**

**Special Cohort : All**

County Origin in Georgia	Count	Percentage
Jeff Davis	22	0.2
Jefferson	15	0.2
Jenkins	2	0.0
Johnson	2	0.0
Jones	28	0.3
Lamar	7	0.1
Lanier	66	0.7
Laurens	54	0.6
Lee	55	0.6
Liberty	50	0.5
Lincoln	2	0.0
Long	8	0.1
Lowndes	1,738	18.4
Lumpkin	6	0.1
Macon	2	0.0
Madison	4	0.0
Marion	3	0.0
McDuffie	15	0.2
McIntosh	6	0.1
Meriwether	7	0.1
Miller	12	0.1
Mitchell	65	0.7
Monroe	27	0.3
Montgomery	11	0.1
Morgan	18	0.2
Murray	5	0.1
Muscogee	119	1.3
Newton	70	0.7
Oconee	15	0.2
Oglethorpe	4	0.0
Paulding	34	0.4
Peach	41	0.4

**University System of Georgia  
In-State Student Enrollment Count  
by Academic Term and Student Type  
Fall 2015**

**Student Type :**

# University System of Georgia In-State Student Enrollment Count by Academic Term and Student Type Fall 2015

**Student Type : All**

**Special Cohort : All**

County Origin in Georgia	Count	Percentage
Upson	24	0.3
Walker	14	0.1
Walton	69	0.7
Ware	125	1.3
Warren	4	0.0
Washington	12	

Walker

Walker

Ware

**University System of Georgia  
In-State Student Enrollment Count  
by Academic Term and Student Type  
Fall 2015**

**Student Type : All**





# University System of Georgia In-State Student Enrollment Count by Academic Term and Student Type Fall 2015

**Student Type : All**

**Special Cohort : All**

County Origin in Georgia	Count	Percentage
Jeff Davis	12	0.1
Jefferson	9	0.1
Jenkins	4	0.0
Johnson	6	0.1
Jones	17	0.2
Lamar	13	0.2
Lanier	3	0.0
Laurens	71	0.8
Lee	691	8.2
Liberty	48	0.6
Lincoln	1	0.0
Long	6	0.1
Lowndes	62	0.7
Lumpkin	2	0.0
Macon	36	0.4
Madison	3	0.0
Marion	19	0.2
McDuffie	22	0.3
McIntosh	6	0.1
Meriwether	14	0.2
Miller	26	0.3
Mitchell	217	2.6
Monroe	15	0.2
Montgomery	7	0.1
Morgan	3	0.0
Muscogee	183	2.2
Newton	52	0.6
Oconee	4	0.0
Oglethorpe	3	0.0
Paulding	28	0.3
Peach	37	0.4
Pickens		

**University System of Georgia  
In-State Student Enrollment Count  
by Academic Term and Student Type  
Fall 2015**

**Student Type : All**

**Special Cohort : All**

County Origin in Georgia	Count	Percentage
Pierce	19	0.2
Pike	7	0.1
Pulaski	13	0.2
Putnam	11	0.1
Quitman	9	0.1
Rabun	3	0.0
Randolph	73	0.9
Richmond	92	1.1
Rockdale	48	0.6
Schley	31	0.4
Screven	10	0.1
Seminole	27	0.3
Spalding	37	0.4
Stephens	3	0.0
Stewart	25	0.3
Sumter	181	2.2
Talbot	8	0.1
Taliaferro	3	0.0
Tattnall	9	0.1
Taylor	12	0.1
Telfair	11	0.1
Terrell	128	1.5
Thomas	99	1.2
Tift	136	1.6
Toombs	33	0.4
Treutlen	8	0.1
Troup	26	0.3
Turner	64	0.8
Twiggs	6	0.1
Union	3	0.0
Upson	15	0.2
Walker	1	0.0

**University System of Georgia  
In-State Student Enrollment Count  
by Academic Term and Student Type  
Fall 2015**

**Student Type : All**

**Special Cohort : All**

County Origin in Georgia	Count	Percentage
Walton	18	0.2
Ware	47	0.6
Warren	11	0.1
Washington	20	0.2
Wayne	5	0.1
Webster	10	0.1
Wheeler	1	0.0
White	1	0.0
Whitfield	1	0.0
Wilcox	57	0.7
Wilkes	3	0.0
Wilkinson	21	0.2
Worth	258	3.1
<b>Albany State University Total</b>	<b>8,407</b>	<b>100.0</b>


**Clayton State University**

County Origin in Georgia	Count	Percentage
Appling	3	0.0
Baker	1	0.0
Baldwin	12	0.2
Barrow	6	0.1
Bartow	2	0.0
Bibb	46	0.7
Brooks	2	0.0
Bryan	2	0.0
Bulloch	13	0.2
Burke	4	0.1
Butts	21	0.3
Camden	2	0.0
Candler	1	0.0
Carroll	14	0.2
Charlton	1	0.0

**University System of Georgia  
In-State Student Enrollment Count  
by Academic Term and Student Type  
Fall 2015**

**Student Type : All**

**Special Cohort : All**



# University System of Georgia In-State Student Enrollment Count by Academic Term and Student Type Fall 2015

**Student Type : All**

**Special Cohort : All**

County Origin in Georgia	Count	Percentage
Gwinnett	190	2.8
Hall	10	0.1
Hancock	5	0.1
Harris	2	0.0
Hart	3	0.0
Henry	1,278	18.9
Houston	26	0.4
Irwin	3	0.0
Jackson	6	0.1
Jasper	3	0.0
Jeff Davis	1	0.0
Jefferson	6	0.1
Jones	5	0.1
Lamar	6	0.1
Laurens	10	0.1
Lee	6	0.1
Liberty	12	0.2
Lincoln	1	0.0
Lowndes	4	0.1
Macon	1	0.0
Madison	3	0.0
Marion	1	0.0
McDuffie	19	0.3
McIntosh		

# University System of Georgia

# University System of Georgia In-State Student Enrollment Count by Academic Term and Student Type Fall 2015

**Student Type : All**

**Special Cohort : All**

County Origin in Georgia	Count	Percentage
Washington	9	0.1
Wayne	1	0.0
Whitfield	2	0.0
Wilcox	3	0.0
Wilkes	2	0.0
Wilkinson	3	0.0
Worth	1	0.0
<b>Clayton State University Total</b>	<b>6,754</b>	<b>100.0</b>

## Columbus State University

County Origin in Georgia	Count	Percentage
Appling	2	0.0
Bacon	3	0.0
Baker	1	0.0
Baldwin	31	0.5
Banks	6	0.1
Barrow	28	0.4
Bartow	12	0.2
Ben Hill	1	0.0
Berrien	1	0.0
Bibb	60	0.9
Bleckley	8	0.1
Brooks	1	0.0
Bryan	6	0.1
Bulloch	16	0.2
Burke	1	0.0
Butts	15	0.2
Calhoun	7	0.1
Camden	15	0.2
Carroll	36	0.5
Catoosa	7	0.1
Charlton	2	0.0



# University System of Georgia

**University System of Georgia  
In-State Student Enrollment Count  
by Academic Term and Student Type  
Fall 2015**

**University System of Georgia  
In-State Student Enrollment Count  
by Academic Term and Student Type  
Fall 2015**

**Student Type : All**

**University System of Georgia  
In-State Student Enrollment Count  
by Academic Term and Student Type  
Fall 2015**

**Student Type :**

# University System of Georgia

**University System of Georgia  
In-State Student Enrollment Count  
by Academic Term and Student Type  
Fall 2015**

**Student Type : All**

**Special Cohort : All**

County Origin in Georgia	Count	Percentage
Colquitt	10	0.4
Columbia	15	0.6

# University System of Georgia In-State Student Enrollment Count by Academic Term and Student Type Fall 2015

**Student Type : All**

**Special Cohort : All**

County Origin in Georgia	Count	Percentage
Irwin	2	0.1
Jackson	1	0.0
Jasper	3	0.1
Jefferson	4	0.2
Johnson	1	0.0
Jones	4	0.2
Lamar	1	0.0
Laurens	28	1.1
Lee	9	0.4
Liberty	17	0.7
Lincoln	1	0.0
Lowndes	16	0.6
Macon	66	2.7
Madison	4	0.2
Marion	2	0.1
McDuffie	6	0.2
Meriwether	17	0.7
Mitchell	13	0.5
Monroe	23	0.9
Montgomery	3	0.1
Morgan	1	0.0
Muscogee	72	2.9
Newton	32	1.3
Oconee	1	0.0
Oglethorpe	1	0.0
Paulding	9	0.4
Peach	232	9.3
Pierce	4	0.2
Pike	3	0.1
Polk	2	0.1
Pulaski	18	0.7
Putnam	9	0.4

# University System of Georgia In-State Student Enrollment Count by Academic Term and Student Type Fall 2015

**Student Type : All**

**Special Cohort : All**

County Origin in Georgia	Count	Percentage
Quitman	2	0.1
Randolph	11	0.4
Richmond	76	3.1
Rockdale	28	1.1
Schley	1	0.0
Seminole	4	0.2
Spalding	19	0.8
Stephens	1	0.0
Stewart	3	0.1
Sumter	26	1.0
Talbot	3	0.1
Tattnall	1	0.0
Taylor	25	1.0
Telfair	9	0.4
Terrell	15	0.6
Thomas	16	0.6
Tift	7	0.3
Toombs	6	0.2
Treutlen	5	0.2
Troup	14	0.6
Turner	3	0.1
Twiggs	7	0.3
Upton	16	0.6
Walker	2	0.1
Walton	10	0.4
Ware	10	0.4
Warren	11	0.4
Washington	21	0.8
Wayne	6	0.2
Webster	1	0.0
Wheeler	2	0.1
Whitfield	1	0.0



**University System of Georgia  
In-State Student Enrollment Count  
by Academic Term and Student Type  
Fall 2015**

**Student Type : All**

**University System of Georgia  
In-State Student Enrollment Count  
by Academic Term and Student Type  
Fall 2015**

**Student Type : All**

**Special Cohort : All**


County Origin in Georgia	Count	Percentage
Clarke	52	0.8
Clayton	20	0.3
Clinch	1	0.0
Cobb	570	8.5
Coffee	3	0.0
Colquitt	11	0.2
Columbia	150	2.2
Coweta	98	1.5
Crawford	14	0.2
Crisp	8	0.1
Dawson	13	0.2
Decatur	7	0.1
Dekalb	250	3.7
Dodge	17	0.3
Dougherty	12	0.2
Douglas	32	0.5
Effingham	28	0.4
Elbert	25	0.4
Emanuel	8	0.1
Evans	8	0.1
Fannin	1	0.0
Fayette	276	4.1
Floyd	17	0.3
Forsyth	259	3.9
Franklin	2	0.0
Fulton	892	13.3
Gilmer	5	0.1
Glascock	3	0.0
Glynn	52	0.8
Gordon	7	0.1
Grady	4	0.1
Greene	24	0.4

**University System of Georgia  
In-State Student Enrollment Count  
by Academic Term and Student Type  
Fall 2015**

**University System of Georgia  
In-State Student Enrollment Count  
by Academic Term and Student Type  
Fall 2015**

**Student Type : All**

**Special Cohort : All**



# University System of Georgia In-State Student Enrollment Count by Academic Term and Student Type Fall 2015

**Student Type : All**

**Special Cohort : All**

County Origin in Georgia	Count	Percentage
Towns	1	0.0
Treutlen	5	0.1
Troup	16	0.2
Twiggs	4	0.1
Union	7	0.1
Upson	11	0.2
Walker	3	0.0
Walton	119	1.8
Ware	7	0.1
Warren	7	0.1
Washington	55	0.8
Wayne	5	0.1
Wheeler	2	0.0
White	6	0.1
Whitfield	19	0.3
Wilcox	2	0.0
Wilkes	11	0.2
Wilkinson	32	0.5
Worth	6	0.1
<b>Georgia College &amp; State University Total</b>	<b>6,683</b>	<b>100.0</b>

## Georgia Southwestern State University

County Origin in Georgia	Count	Percentage
Appling	8	0.3
Atkinson	5	0.2
Bacon	3	0.1
Baker	2	0.1
Baldwin	6	0.2
Banks	1	0.0
Barrow	5	0.2
Bartow	5	0.2
Ben Hill	25	1.0



**University System of Georgia  
In-State Student Enrollment Count  
by Academic Term and Student Type  
Fall 2015**

**Student Type : All**

**Special Cohort : All**

County Origin in Georgia	Count	Percentage
Douglas	25	1.0
Early	30	1.1
Effingham	3	0.1
Elbert	1	0.0
Emanuel	7	0.3
Evans		

# University System of Georgia In-State Student Enrollment Count by Academic Term and Student Type Fall 2015

**Student Type : All**

**Special Cohort : All**

County Origin in Georgia	Count	Percentage
Liberty	4	0.2
Lowndes	13	0.5
Lumpkin	1	0.0
Macon	37	1.4
Madison	1	0.0
Marion	40	1.5
McDuffie	2	0.1
Meriwether	3	0.1
Miller	8	0.3
Mitchell	18	0.7
Monroe	7	0.3
Montgomery	3	0.1
Morgan	3	0.1
Muscogee	47	1.8
Newton	35	1.3
Oconee	3	0.1
Paulding	8	0.3
Peach	27	1.0
Pierce	9	0.3
Pike	3	0.1
Polk	1	0.0
Pulaski	21	0.8
Putnam	4	0.2
Quitman	6	0.2
Rabun	3	0.1
Randolph	15	0.6
Richmond	8	0.3
Rockdale	19	0.7
Schley	84	3.2
Screven	5	0.2
Seminole	11	0.4
Spalding	7	0.3



# University System of Georgia In-State Student Enrollment Count by Academic Term and Student Type Fall 2015

**Student Type : All**

**Special Cohort : All**

County Origin in Georgia	Count	Percentage
Stephens	1	0.0
Stewart	9	0.3
Sumter	378	14.4
Talbot	3	0.1
Taliaferro	2	0.1
Tattnall	2	0.1
Taylor	35	1.3
Telfair	21	0.8
Terrell	27	1.0
Thomas	20	0.8
Tift	42	1.6
Toombs	2	0.1
Treutlen	2	0.1
Troup	15	0.6
Turner	16	0.6
Union	1	0.0
Upson	8	0.3
Walton	12	0.5
Ware	13	0.5
Washington	2	0.1
Wayne	6	0.2
Webster	19	0.7
Wheeler	3	0.1
White	1	0.0
Whitfield	3	0.1
Wilcox	12	0.5
Wilkinson	3	0.1
Worth	23	0.9
<b>Georgia Southwestern State University Total</b>	<b>2,623</b>	<b>100.0</b>

**Middle Georgia State University**

**University System of Georgia  
In-State Student Enrollment Count  
by Academic Term and Student Type  
Fall 2015**

**Student Type : All**



# University System of Georgia In-State Student Enrollment Count by Academic Term and Student Type Fall 2015

**Student Type : All**

**Special Cohort : All**

County Origin in Georgia	Count	Percentage
Hart	1	0.0
Henry	243	2.0
Houston	1,631	23.0
Irwin	2	0.0
Jackson	5	0.1
Jasper	18	0.3
Jeff Davis	5	0.1
Jefferson	15	0.2
Jenkins	3	0.0
Johnson	37	0.5
Jones	214	3.0
Lamar	19	0.3
Laurens	577	8.1
Lee	4	0.1
Liberty	19	0.3
Lincoln	2	0.0
Long	2	0.0
Lowndes	15	0.2
Lumpkin	2	0.0
Macon	29	0.4
Madison	3	0.0
Marion	180	0.0
McDuffie	9	0.1
McIntosh	1	0.0
Meriwether	4	0.1
Miller	2	0.0
Mitchell	0	0.0

M715h5iR6 8 Tf(4

**University System of Georgia  
In-State Student Enrollment Count  
by Academic Term and Student Type  
Fall 2015**

**Student Type : All**

**Special Cohort : All**

County Origin in Georgia	Count	Percentage
Newton	53	0.7
Oconee	5	0.1
Paulding	14	0.2
Peach	213	3.0
Pierce	3	0.0
Pike	14	0.2
Polk	4	0.1
Pulaski	107	1.5
Putnam	30	0.4
Randolph	1	0.0
Richmond	24	0.3
Rockdale	37	0.5
Schley	2	0.0
Screven	3	0.0
Seminole	6	0.1
Spalding	32	0.5
Stephens	4	0.1
Stewart	1	0.0
Sumter	12	0.2
Taliaferro	1	0.0
Tattnall	6	0.1
Taylor	21	0.3
Telfair	41	0.6
Terrell	5	0.1
Thomas	14	0.2
Tift	8	0.1
Toombs	32	0.5
Treutlen	16	0.2
Troup	13	0.2
Turner	2	0.0
Twiggs	60	0.8
Union	4	0.1

# University System of Georgia In-State Student Enrollment Count by Academic Term and Student Type Fall 2015

**Student Type : All**

**Special Cohort : All**

County Origin in Georgia	Count	Percentage
Upson	33	0.5
Walker	5	0.1
Walton	18	0.3
Ware	7	0.1
Warren	3	0.0
Washington	33	0.5
Wayne	5	0.1
Webster	4	0.1
Wheeler	30	0.4
White	2	0.0
Whitfield	3	0.0
Wilcox	20	0.3
Wilkes	3	0.0
Wilkinson	47	0.7
Worth	6	0.1
<b>Middle Georgia State University Total</b>	<b>7,094</b>	<b>100.0</b>

## Savannah State University

County Origin in Georgia	Count	Percentage
Appling	3	0.1
Atkinson	1	0.0
Bacon	1	0.0
Baldwin	17	0.4
Barrow	13	0.3
Bartow	3	0.1
Ben Hill	3	0.1
Berrien	2	0.0
Bibb	116	2.7
Brantley	2	0.0
Brooks	3	0.1
Bryan	35	0.8
Bulloch	10	0.2

**University System of Georgia  
In-State Student Enrollment Count  
by Academic Term and Student Type  
Fall 2015**

**Student Type : All**





**University System of Georgia  
In-State Student Enrollment Count  
by Academic Term and Student Type  
Fall 2015**

**Student Type :**

# University System of Georgia In-State Student Enrollment Count by Academic Term and Student Type Fall 2015

**Student Type : All**

**Special Cohort : All**

County Origin in Georgia	Count	Percentage
Troup	14	0.3
Turner	2	0.0
Twiggs	7	0.2
Upton	3	0.1
Walker	1	0.0
Walton	33	0.8
Ware	6	0.1
Warren	5	0.1
Washington	8	0.2
Wayne	5	0.1
Wheeler	1	0.0
White	1	0.0
Whitfield	3	0.1
Wilkes	2	0.0
Wilkinson	3	0.1
Worth	3	0.1

**University System of Georgia  
In-State Student Enrollment Count  
by Academic Term and Student Type  
Fall 2015**

**Student Type : All**

# University System of Georgia In-State Student Enrollment Count by Academic Term and Student Type Fall 2015

**Student Type : All**

**Special Cohort : All**

County Origin in Georgia	Count	Percentage
Emanuel	1	0.0
Evans	3	0.0
Fannin	89	0.5
Fayette	140	0.9
Floyd	56	0.3
Forsyth	2,205	13.6
Franklin	67	0.4
Fulton	606	3.7
Gilmer	69	0.4
Glascock	2	0.0
Glynn	11	0.1
Gordon	36	0.2
Grady	8	0.0
Greene	19	0.1
Gwinnett	2,412	14.9
Habersham	319	2.0
Hall	2,913	18.0
Hancock	2	0.0
Haralson	10	0.1
Harris	26	0.2
Hart	62	0.4
Heard	6	0.0
Henry	125	0.8
Houston	61	0.4
Irwin	3	0.0
Jackson	769	4.7
Jasper	11	0.1
Jeff Davis	2	0.0
Jefferson	7	0.0
Jenkins	2	0.0
Jones	18	0.1
Lamar	8	0.0

# University System of Georgia In-State Student Enrollment Count by Academic Term and Student Type Fall 2015

**Student Type : All**

**Special Cohort : All**


County Origin in Georgia	Count	Percentage
Laurens	9	0.1
Lee	7	0.0
Liberty	4	0.0
Lincoln	11	0.1
Lowndes	13	0.1
Lumpkin	456	2.8
Madison	83	0.5
McDuffie	3	0.0
McIntosh	73	0.5
Meriwether	2	0.0
Mitchell	11	0.1
Monroe	23	0.1
Montgomery	1	0.0
Morgan	89	0.5
Murray	25	0.2
Muscogee	33	0.2
Newton	76	0.5
Oconee	551	3.4
Oglethorpe	105	0.6
Paulding	84	0.5
Peach	6	0.0
Pickens	89	0.5
Pierce	5	0.0
Pike	13	0.1
Polk	14	0.1
Putnam	17	0.1
Rabun	73	0.5
Richmond	14	0.1
Rockdale		

**University System of Georgia  
In-State Student Enrollment Count  
by Academic Term and Student Type**

**University System of Georgia  
In-State Student Enrollment Count  
by Academic Term and Student Type  
Fall 2015**

**Student Type : All**

**Special Cohort : All**



**University System of Georgia  
In-State Student Enrollment Count  
by Academic Term and Student Type  
Fall 2015**

**Student Type : All**

**Special Cohort : All**





# University System of Georgia In-State Student Enrollment Count by Academic Term and Student Type Fall 2015

**Student Type : All**

**Special Cohort : All**

County Origin in Georgia	Count	Percentage
Gwinnett	44	0.9
Habersham	5	0.1
Hall	9	0.2
Haralson	1	0.0
Harris	3	0.1
Hart	2	0.0
Heard	3	0.1
Henry	56	1.1
Houston	71	1.4
Irwin	89	1.8
Jackson	10	0.2
Jasper	12	0.2
Jeff Davis	14	0.3
Jefferson	5	0.1
Jenkins	1	0.0
Johnson	7	0.1
Jones	15	0.3
Lamar	4	0.1
Lanier	7	0.1
Laurens	12	0.2
Lee	23	0.5
Liberty	13	0.3
Lincoln	1	0.0
Long	1	0.0
Lowndes	105	2.1
Lumpkin	4	0.1
Macon	5	0.1
Madison	16	0.3
Marion	7	0.1
McDuffie	4	0.1
McIntosh	6	0.1
Meriwether	7	0.1

**University System of Georgia  
In-State Student Enrollment Count  
by Academic Term and Student Type  
Fall 2015**

**Student Type :**

# University System of Georgia In-State Student Enrollment Count by Academic Term and Student Type Fall 2015

Student Type : All

Special Cohort : All

County Origin in Georgia	Count	Percentage
Terrell	15	0.3
Thomas	310	6.1
Tift	600	11.8
Toombs	14	0.3
Treutlen	3	0.1
Troup	12	0.2
Turner	93	1.8
Twiggs	4	0.1
Union	7	0.1
Upson	8	0.2
Walker	7	0.1
Walton	17	0.3
Ware	13	0.3
Warren	2	0.0
Washington	3	0.1
Wayne	16	0.3
Wheeler	3	0.1
White	6	0.1
Whitfield	7	0.1
Wilcox	31	0.6
Wilkes	4	0.1
Wilkinson	4	0.1
Worth	108	2.1
<b>Abraham Baldwin Agricultural College Total</b>	<b>5,079</b>	<b>100.0</b>

### Atlanta Metropolitan State College

County Origin in Georgia	Count	Percentage
Baker	1	0.0
Baldwin	2	0.1
Bibb	2	0.1
Bleckley	1	0.0
Carroll	3	0.1

**University System of Georgia  
In-State Student Enrollment Count  
by Academic Term and Student Type  
Fall 2015**

**Student Type : All**

**Special Cohort : All**


County Origin in Georgia	Count	Percentage
Chatham	2	0.1
Cherokee	2	0.1
Clayton	405	15.2
Cobb	104	3.9
Coffee	1	0.0
Columbia	2	0.1
Cook	1	0.0
Coweta	11	0.4
Dekalb	237	8.9
Dougherty	4	0.2
Douglas	49	1.8
Fayette	42	1.6
Forsyth	1	0.0
Fulton	1,607	60.3
Glynn	1	0.0
Gwinnett	27	1.0
Hall	1	0.0
Henry	100	3.8
Houston	5	0.2
Jackson	1	0.0
Laurens	1	0.0
Lee	1	0.0
Liberty	1	0.0
Lowndes	2	0.1
McDuffie	1	0.0
Meriwether	1	0.0
Muscogee	5	0.2
Newton	7	0.3
Paulding	6	0.2
Richmond	1	0.0
Rockdale	12	0.5
Spalding	2	0.1



**University System of Georgia  
In-State Student Enrollment Count  
by Academic Term and Student Type  
Fall 2015**

**Student Type : All**

**Special Cohort : All**



**University System of Georgia  
In-State Student Enrollment Count  
by Academic Term and Student Type  
Fall 2015**

**tudent Type**





**University System of Georgia  
In-State Student Enrollment Count  
by Academic Term and Student Type  
Fall 2015**

**Student Type : All**

**Special Cohort : All**

County Origin in Georgia	Count	Percentage
Coffee	1	0.0
Columbia	2	0.0
Coweta	4	0.1
Crawford	1	0.0
Dade	39	0.8
Dawson	3	0.1
Dekalb	21	0.4
Douglas	6	0.1
Effingham	1	0.0
Fannin	126	2.7
Fayette	2	0.0
Floyd	44	0.9
Forsyth	4	0.1
Fulton	31	0.7
Gilmer	277	

# University System of Georgia

**University System of Georgia  
In-State Student Enrollment Count  
by Academic Term and Student Type  
Fall 2015**

**Student Type : All**

# University System of Georgia In-State Student Enrollment Count by Academic Term and Student Type Fall 2015

**Student Type : All**

**Special Cohort : All**

County Origin in Georgia	Count	Percentage
Glascocock	11	0.4
Glynn	20	0.7
Gordon	1	0.0
Grady	3	0.1
Greene	1	0.0
Gwinnett	54	1.8
Habersham	3	0.1
Hall	5	0.2
Hancock	5	0.2
Henry	44	1.5
Houston	21	0.7
Jackson	3	0.1
Jeff Davis	7	0.2
Jefferson	56	1.9
Jenkins	52	1.8
Johnson		

**University System of Georgia  
In-State Student Enrollment Count  
by Academic Term and Student Type  
Fall 2015**

**University System of Georgia  
In-State Student Enrollment Count  
by Academic Term and Student Type  
Fall 2015**

**Student Type : All**

**Special Cohort : All**

County Origin in Georgia	Count	Percentage
Atkinson	1	0.0
Baldwin	3	0.0
Banks	8	0.1
Barrow	475	4.2
Bartow	6	0.1
Bibb	6	0.1
Burke	2	0.0
Butts	1	0.0
Camden	1	0.0
Carroll	4	0.0
Catoosa	1	0.0
Chatham	11	0.1
Cherokee	11	0.1
Clarke	62	0.5
Clayton	102	0.9
Cobb	71	0.6
Coffee	1	0.0
Colquitt	1	0.0
Columbia	17	0.2
Cook	3	0.0
Coweta	8	0.1
Crisp	1	0.0
Dade	1	0.0
Dawson	4	0.0
Decatur	2	0.0
Dekalb	747	6.6
Dougherty	4	0.0
Douglas	40	0.4
Effingham	1	0.0
Elbert	4	0.0
Fayette	16	0.1
Floyd	1	0.0

# University System of Georgia In-State Student Enrollment Count by Academic Term and Student Type Fall 2015

**Student Type : All**

**Special Cohort : All**

County Origin in Georgia	Count	Percentage
Forsyth	33	0.3
Franklin	3	0.0
Fulton	446	4.0
Glynn	1	0.0
Gordon	1	0.0
Greene	8	0.1
Gwinnett	7,813	69.2
Habersham	3	0.0
Hall	72	0.6
Hart	1	0.0
Henry	58	0.5
Houston	14	0.1
Jackson	140	1.2
Jasper	2	0.0
Jeff Davis	1	0.0
Jones	2	0.0
Lamar	1	0.0
Laurens	1	0.0
Lee	2	0.0
Liberty	1	0.0
Lowndes	8	0.1
Lumpkin	7	0.1
Macon	1	0.0
Madison	4	0.0
McIntosh	1	0.0
Monroe	1	0.0
Morgan	3	0.0
Muscogee	19	0.2
Newton	103	0.9
Oconee	13	0.1
Oglethorpe	3	0.0
Paulding	8	0.1





**University System of Georgia  
In-State Student Enrollment Count  
by Academic Term and Student Type  
Fall 2015**

**Student Type : All**



# University System of Georgia In-State Student Enrollment Count by Academic Term and Student Type Fall 2015

**Student Type : All**


**Special Cohort : All**

County Origin in Georgia	Count	Percentage
Appling	1	0.0
Baldwin	3	0.1
Bartow	1	0.0
Bibb	158	3.9
Bleckley	1	0.0
Bryan	1	0.0
Bulloch	2	0.0
Burke	1	0.0
Butts	158	3.9
Carroll	9	0.2
Catoosa	1	0.0
Charlton	1	0.0
Chatham	5	0.1
Chattahoochee	1	0.0
Cherokee	5	0.1
Clarke	10	0.2
Clayton	297	7.3
Cobb	26	0.6
Coffee	1	0.0
Colquitt	2	0.0
Columbia	3	0.1
Coweta	55	1.4
Crawford	16	0.4
Crisp	3	0.1
Dade	1	0.0
Decatur	1	0.0
Dekalb	146	3.6
Dooly	2	0.0
Dougherty	2	0.0
Douglas		

**University System of Georgia  
In-State Student Enrollment Count  
by Academic Term and Student Type  
Fall 2015**

**Student Type : All**

**Special Cohort : All**



# University System of Georgia In-State Student Enrollment Count by Academic Term and Student Type Fall 2015

**Student Type : All**

**Special Cohort : All**

County Origin in Georgia	Count	Percentage
Monroe	140	3.5
Montgomery	2	0.0
Morgan	7	0.2
Muscogee	1	0.0
Newton	60	1.5
Oglethorpe	2	0.0
Paulding	7	0.2
Peach	9	0.2
Pickens	2	0.0
Pierce	1	0.0
Pike	301	7.4
Polk	1	0.0
Pulaski	2	0.0
Putnam	4	0.1
Richmond	7	0.2
Rockdale	44	1.1
Schley	3	0.1
Screven	1	0.0
Spalding	459	11.3
Stephens	3	0.1
Stewart	1	0.0
Sumter	2	0.0
Talbot	2	0.0
Taylor	3	0.1
Thomas	1	0.0
Tift	1	0.0
Troup	13	0.3
Twiggs	2	0.0
Upton	330	8.2
Walton	14	0.3
Ware	2	0.0
Wheeler	1	0.0



**University System of Georgia  
In-State Student Enrollment Count  
by Academic Term and Student Type  
Fall 2015**

**University System of Georgia  
In-State Student Enrollment Count  
by Academic Term and Student Type  
Fall 2015**

**Student Type :**



**University System of Georgia  
In-State Student Enrollment Count  
by Academic Term and Student Type  
Fall 2015**

**Student Type :**



**University System of Georgia  
In-State Student Enrollment Count  
by Academic Term and Student Type  
Fall 2015**

**Student Type : All**

**Special Cohort : All**

Origin County Description	Count	Percentage
Cook	39	0.0
Coweta	898	1.0
Crawford	9	0.0
Crisp	44	0.0
Dade	34	0.0
Dawson	84	0.1
Decatur	226	0.2
Dekalb	11,416	12.4
Dodge	40	0.0
Dooly	15	0.0
Dougherty	242	0.3
Douglas	964	1.1
Early	14	0.0
Echols	2	0.0
Effingham	197	0.2
Elbert	74	0.1
Emanuel	56	0.1
Evans	35	0.0
Fannin	55	0.1
Fayette	1,910	2.1
Floyd	371	0.4
Forsyth	2,592	2.8
Franklin	96	0.1
Fulton	17,041	18.6
Gilmer	58	0.1
Glascok	25	0.0
Glynn	302	0.3
Gordon	134	0.1
Grady	64	0.1
Greene	71	0.1
Gwinnett	15,135	16.5
Habersham	126	0.1

**University System of Georgia  
In-State Student Enrollment Count  
by Academic Term and Student Type  
Fall 2015**

**Student Type : All**


**Special Cohort : All**

Origin County Description	Count	Percentage
Hall	932	1.0
Hancock	24	0.0
Haralson	54	0.1
Harris	136	0.1
Hart	88	0.1
Heard	35	0.0
Henry	2,442	2.7
Houston	697	0.8
Irwin	31	0.0
Jackson	425	0.5
Jasper	65	0.1
Jeff Davis	26	0.0
Jefferson	107	0.1
Jenkins	19	0.0
Johnson	19	0.0
Jones	68	0.1
Lamar	43	0.0
Lanier	7	0.0
Laurens	129	0.1
Lee	160	0.2
Liberty	137	0.1
Lincoln	91	0.1
Long	12	0.0
Lowndes	394	0.4
Lumpkin	91	0.1
Macon	28	0.0
Madison	157	0.2
Marion	15	0.0
McDuffie	184	0.2
McIntosh	22	0.0
Meriwether	33	0.0
Miller	13	0.0

**University System of Georgia  
In-State Student Enrollment Count  
by Academic Term and Student Type  
Fall 2015**

**Student Type : All**

**Special Cohort : All**



# University System of Georgia In-State Student Enrollment Count by Academic Term and Student Type Fall 2015

## Student Type : All

## Special Cohort : All

Origin County Description	Count	Percentage
Taylor	11	0.0
Telfair	10	0.0
Terrell	17	0.0
Thomas	146	0.2
Tift	165	0.2
Toombs	68	0.1
Towns	28	0.0
Treutlen	10	0.0
Troup	242	0.3
Turner	22	0.0
Twiggs	12	0.0
Union	60	0.1
Upson	71	0.1
Walker	121	0.1
Walton	1,103	1.2
Ware	75	0.1
Warren	24	0.0
Washington	95	0.1
Wayne	57	0.1
Webster	3	0.0
Wheeler	6	0.0
White	81	0.1
Whitfield	349	0.4
Wilcox	9	0.0
Wilkes	69	0.1
Wilkinson	19	0.0
Worth	22	0.0
<b>Research Universities - Total</b>	<b>91,726</b>	<b>34.0</b>

## Comprehensive Universities

Origin County Description	Count	Percentage
Appling	152	0.2



# University System of Georgia In-State Student Enrollment Count by Academic Term and Student Type Fall 2015

**Student Type : All**

**Special Cohort : All**

Origin County Description	Count	Percentage
Coffee	269	0.4
Colquitt	299	0.4
Columbia	957	1.3
Cook	171	0.2
Coweta	1,974	2.6
Crawford	26	0.0
Crisp	100	0.1
Dade	29	0.0
Dawson	85	0.1
Decatur	132	0.2
Dekalb	3,401	4.5
Dodge	66	0.1
Dooly	41	0.1
Dougherty	444	0.6
Douglas	1,937	2.5
Early	43	0.1
Echols	13	0.0
Effingham	988	1.3
Elbert	46	0.1
Emanuel	176	0.2
Evans	134	0.2
Fannin	78	0.1
Fayette	1,660	2.2
Floyd	573	gf7R6 8 726c.2717R6 8 726c.2717R6 8 726c.2717R6 8 726c.



**University System of Georgia  
In-State Student Enrollment Count  
by Academic Term and Student Type  
Fall 2015**

**Student Type : All**

**University System of Georgia  
In-State Student Enrollment Count  
by Academic Term and Student Type  
Fall 2015**

**Student Type : All**

**Special Cohort : All**

Origin County Description	Count	Percentage
McIntosh	53	0.1
Meriwether	93	0.1
Miller	20	0.0
Mitchell	110	0.1
Monroe	134	0.2
Montgomery	52	0.1
Morgan	92	0.1
Murray	82	0.1
Muscogee	567	0.7
Newton	568	0.7
Oconee	172	0.2
Oglethorpe	22	0.0
Paulding	1,734	2.3
Peach	123	0.2
Pickens	171	0.2
Pierce	136	0.2
Pike	79	0.1
Polk	282	0.4
Pulaski	55	0.1
Putnam	81	0.1
Rabun	33	0.0
Randolph	29	0.0
Richmond	763	1.0
Rockdale	651	0.9
Schley	14	0.0
Screven	213	0.3
Seminole	37	0.0
Spalding	224	0.3
Stephens	74	0.1
Stewart	12	0.0
Sumter	109	0.1
Talbot	15	0.0

# University System of Georgia In-State Student Enrollment Count by Academic Term and Student Type Fall 2015

**Student Type : All**

**Special Cohort : All**

Origin County Description	Count	Percentage
Taliaferro	1	0.0
Tattnall	249	0.3
Taylor	37	0.0
Telfair	63	0.1
Terrell	23	0.0
Thomas	393	0.5
Tift	310	0.4
Toombs	249	0.3
Towns	30	0.0
Treutlen	38	0.0
Troup	418	0.5
Turner	31	0.0
Twiggs	17	0.0
Union	60	0.1
Upton	112	0.1
Walker	206	0.3
Walton	628	0.8
Ware	240	0.3
Warren	19	0.0
Washington	137	0.2
Wayne	220	0.3
Webster	6	0.0
Wheeler	27	0.0
White	55	0.1
Whitfield	401	0.5
Wilcox	29	0.0
Wilkes	44	0.1
Wilkinson	47	0.1
Worth	84	0.1
<b>Comprehensive Universities - Total</b>	<b>76,180</b>	<b>28.2</b>

**State Universities**



**University System of Georgia  
In-State Student Enrollment Count  
by Academic Term and Student Type  
Fall 2015**

**Student Type : All**

# University System of Georgia In-State Student Enrollment Count by Academic Term and Student Type Fall 2015

**Student Type : All**

**Special Cohort : All**

Origin County Description	Count	Percentage
Grady	136	0.2
Greene	85	0.1
Gwinnett	4,311	7.0
Habersham	349	0.6
Hall	3,075	5.0
Hancock	69	0.1
<b>Haralson</b>	25	0.0
Harris	550	0.9
Hart	88	0.1
Heard	15	0.0
Henry	2,243	3.7
Houston	2,546	4.1
Irwin	44	0.1
Jackson	865	1.4
Jasper	66	0.1
Jeff Davis	28	0.0
Jefferson	76	0.1
Jenkins	11	0.0
Johnson	60	0.1
Jones	336	0.5
Lamar	74	0.1
Lanier	5	0.0
Laurens	841	1.4
Lee	948	1.5
Liberty	175	0.3
Lincoln	23	0.0
Long	19	0.0
Lowndes	207	0.3
Lumpkin	466	0.8
Macon	184	0.3
Madison	109	0.2
Marion	119	0.2



# University System of Georgia In-State Student Enrollment Count by Academic Term and Student Type Fall 2015

**Student Type : All**

**Special Cohort : All**

Origin County Description	Count	Percentage
Sumter	667	1.1
Talbot	64	0.1
Taliaferro	14	0.0
Tattnall	49	0.1
Taylor	133	0.2
Telfair	92	0.1
Terrell	197	0.3
Thomas	217	0.4
Tift	246	0.4
Toombs	96	0.2
Towns	40	0.1
Treutlen	46	0.1
Troup	419	0.7
Turner	88	0.1
Twiggs	89	0.1
Union	121	0.2
Upson	150	0.2
Walker	47	0.1
Walton	580	0.9
Ware	104	0.2
Warren	46	0.1
Washington	165	0.3
Wayne	35	0.1
Webster	42	0.1
Wheeler	43	0.1
White	303	0.5
Whitfield	92	0.1
Wilcox	97	0.2
Wilkes	38	0.1
Wilkinson	124	0.2
Worth	314	0.5
<b>State Universities - Total</b>	<b>61,375</b>	<b>22.7</b>



# University System of Georgia

**University System of Georgia  
In-State Student Enrollment Count  
by Academic Term and Student Type  
Fall 2015**

**Student Type : All**

**Special Cohort : All**

Origin County Description	Count	Percentage
Clinch	39	0.1
Cobb	1,637	4.0
Coffee	654	1.6
Colquitt	322	0.8
Columbia	270	0.7
Cook	97	0.2
Coweta	122	0.3
Crawford	21	0.1
Crisp	52	0.1
Dade	43	0.1
Dawson	14	0.0
Decatur	657	1.6
Dekalb	1,307	3.2
Dodge	19	0.0
Dooly	30	0.1
Dougherty	247	0.6
Douglas	433	1.1
Early	182	0.4
Echols	9	0.0
Effingham	136	0.3
Elbert	17	0.0
Emanuel	276	0.7
Evans	55	0.1
Fannin	130	0.3
Fayette	300	0.7
Floyd	808	2.0
Forsyth	83	0.2
Franklin	13	0.0
Fulton	2,659	6.6
Gilmer	294	0.7
Glascok	14	0.0
Glynn	1,253	3.1

**University System of Georgia  
In-State Student Enrollment Count  
by Academic Term and Student Type  
Fall 2015**

**Student Type : All**

**Special Cohort : All**

Origin County Description	Count	Percentage
Gordon	488	1.2
Grady	240	0.6
Greene	25	0.1
Gwinnett	8,107	20.0
Habersham	14	0.0
Hall	110	0.3
Hancock	12	0.0
Haralson	12	0.0
Harris	11	0.0
Hart	6	0.0
Heard	3	0.0
Henry	1,216	3.0
Houston	177	0.4
Irwin	111	0.3
Jackson	159	0.4
Jasper	37	0.1
Jeff Davis	135	0.3
Jefferson	66	0.2
Jenkins	53	0.1
Johnson	43	0.1
Jones	40	0.1
Lamar	244	

**University System of Georgia  
In-State Student Enrollment Count  
by Academic Term and Student Type  
Fall 2015**

**Student Type : All**

**Special Cohort : All**





# University System of Georgia In-State Student Enrollment Count by Academic Term and Student Type Fall 2015

**Student Type : All**

**Special Cohort : All**

Origin County Description	Count	Percentage
<b>State Colleges - Total</b>	<b>40,540</b>	<b>15.0</b>
<b>System Total</b>	<b>269,821</b>	<b>100</b>

## System Summary


Origin County Description	Count	Percentage
Appling	429	0.2
Atkinson	168	0.1
Bacon	184	0.1
Baker	81	0.0
Baldwin	876	0.3
Banks	254	0.1
Barrow	1,841	0.7
Bartow	2,062	0.8
Ben Hill	357	0.1
Berrien	298	0.1
Bibb	4,072	1.5
Bleckley	389	0.1
Brantley	236	0.1
Brooks	183	0.1
Bryan	1,384	0.5
Bulloch	2,436	0.9
Burke	387	0.1
Butts	453	0.2
Calhoun	158	0.1
Camden	1,332	0.5
Candler	224	0.1
Carroll	2,680	1.0
Catoosa	1,091	0.4
Charlton	161	0.1
Chatham	6,769	2.5
Chattahoochee	61	0.0
Chattooga	254	0.1



**University System of Georgia  
In-State Student Enrollment Count  
by Academic Term and Student Type  
Fall 2015**

**Student Type : All**

**Special Cohort : All**









**University System of Georgia  
In-State Student Enrollment Count  
by Academic Term and Student Type  
Fall 2015**

**Student Type :**